


2024 Adopted Budget



Adopted County Budget

Lewis County

2024

Ryan Piche, Budget Officer

Eric Virkler, Deputy Budget Officer

Presented to Clerk of Board on 11/07/2023

(Section 354-County Law)

Public Hearing on 11/21/2023

Adopted **11/21/2023**

Table of Contents

2024 Adopted Budget.....	1
Adopted County Budget.....	2
Table of Contents.....	3
Lewis County Community Profile	5
Legislative District Map	6
Lewis County Organizational Chart.....	7
Budget Message: Ryan Piche, County Manager	8
Budget Summary.....	9
Long-Term Fiscal Sustainability Goals.....	11
Budget Highlights	13
Historical Property Full Valuation Chart.....	20
Historical Property Tax Levy	21
10-Year Comparison Chart.....	22
Comparison: 2023 to 2024 General Fund	23
Summary of Budget by Funds.....	24
Budget by Department 2024	25
Buildings & Grounds.....	26
Bus Operations	31
Clerk of the Board of Legislators	33
Community College	35
Community Services	37
Consumer Affairs	40
County Clerk.....	42
County Manager.....	44
County Roads	46
Debt.....	51
Department of Social Services	53
District Attorney	57
DWI	60
E911	62
Elections Board	64
Fire & Building Codes	66
Fire & Emergency Management	68

Fringe Benefits.....	71
Health & Dental Insurance.....	73
Hospital.....	75
Human Resources	77
Information Technology	79
Jail.....	81
Law (County Attorney).....	83
Legislative	85
Non-Departmental.....	87
Office For the Aging.....	90
Planning & Community Development.....	93
Probation.....	96
Public Defender.....	99
Public Health.....	101
Purchasing	109
Real Property	111
Recreation, Forestry, & Parks	113
Sheriff.....	117
Solid Waste	120
Tourism & Economic Development	123
Treasury	125
Veterans Service Agency	127
Workers' Compensation.....	129
Youth Bureau & Program	132
Interfund Transfers & Totals	134
Appendix A: Exemption Report	136
Appendix B: Estimated Fund Balances	139
Appendix C: Statement of Special Reserves	139
Appendix D: Schedule of Salary and Wages.....	140
Appendix E: Statement of Debt.....	142

Lewis County Community Profile

Nestled in the scenic region of Northern New York, Lewis County is easily accessible from several major interstates and is only 40 miles south of the Canadian border. Located in the Black River Valley, it is within a day's drive from major northeast cities such as New York City, Boston, and Buffalo.



Part of the charm that makes up the communities of Lewis County is the array of year-round attractions. The nationally recognized Lowville Cream Cheese Festival brings food, games, music, and family fun each September, with over 15,000 attendees. Tug Hill brings snowmobilers in the winter and ATV riders in the summers, and the Adirondacks bring hikers, horseback riders, and campers. During the summers, you can find free Village Band concerts, community events, music festivals and more.

County Seat	Lowville
Total Square Miles	1,290
Total Forested Acres	445,024
Median Age	42.2
Median Household Income	\$54,524
Total Population	26,572
Total Households	15,679
High School Graduate or Higher	90.1%

Employment by Industry (Top Five)

Education, health care & social service **(3,161)**

Construction **(1,299)**

Manufacturing **(1,259)**

Retail Trade **(1,144)**

Agriculture, forestry, fishing & hunting, and mining **(865)**

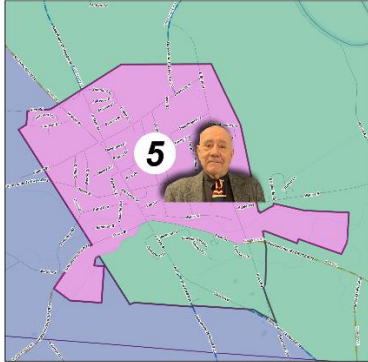
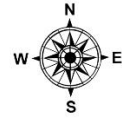
Lewis County has low cost of living, excellent quality of life ratings, and safe, friendly neighborhoods full of many friendly and welcoming people who are proud to call this place home.



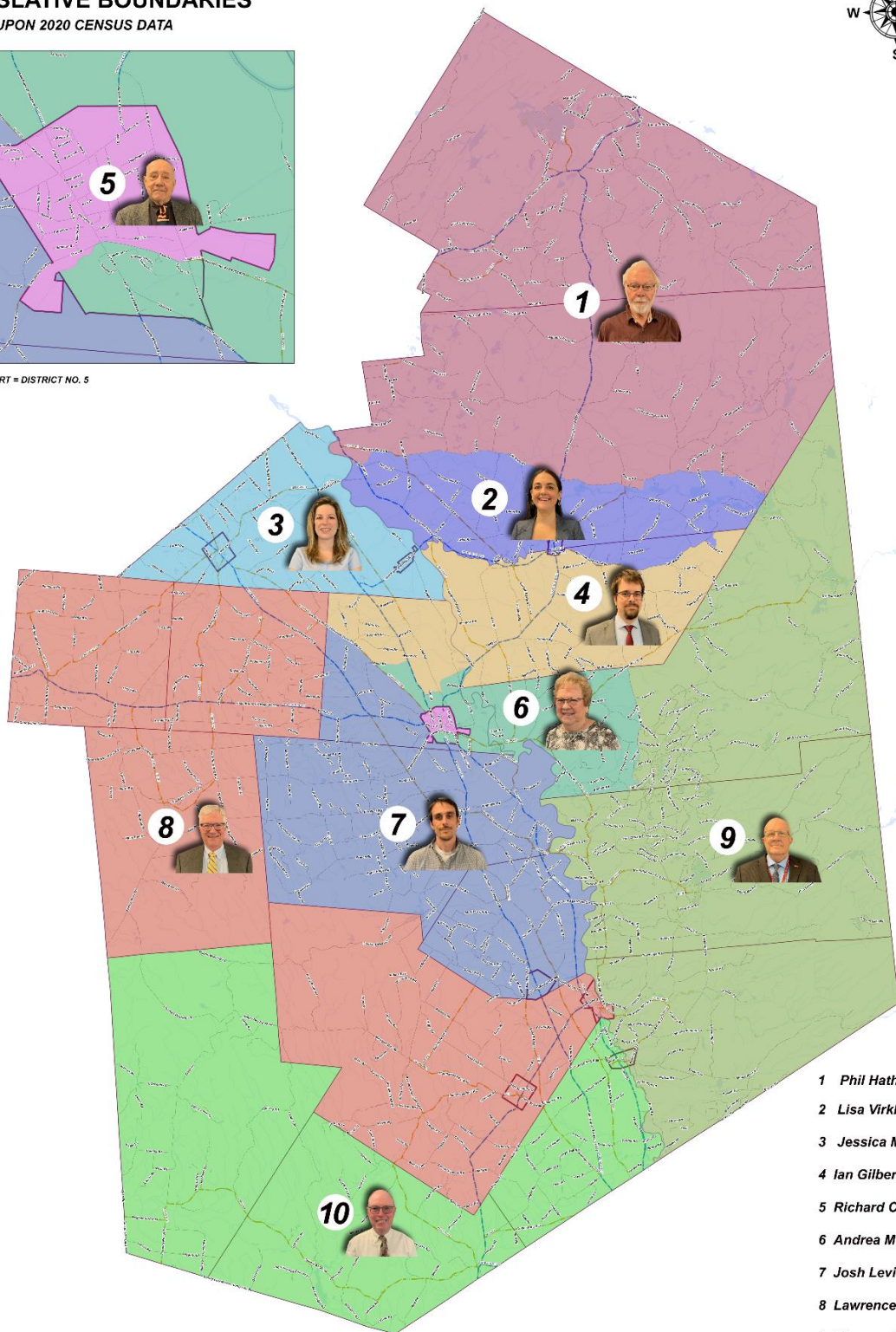
Legislative District Map

LEWIS COUNTY NY LEGISLATIVE BOUNDARIES

BASED UPON 2020 CENSUS DATA

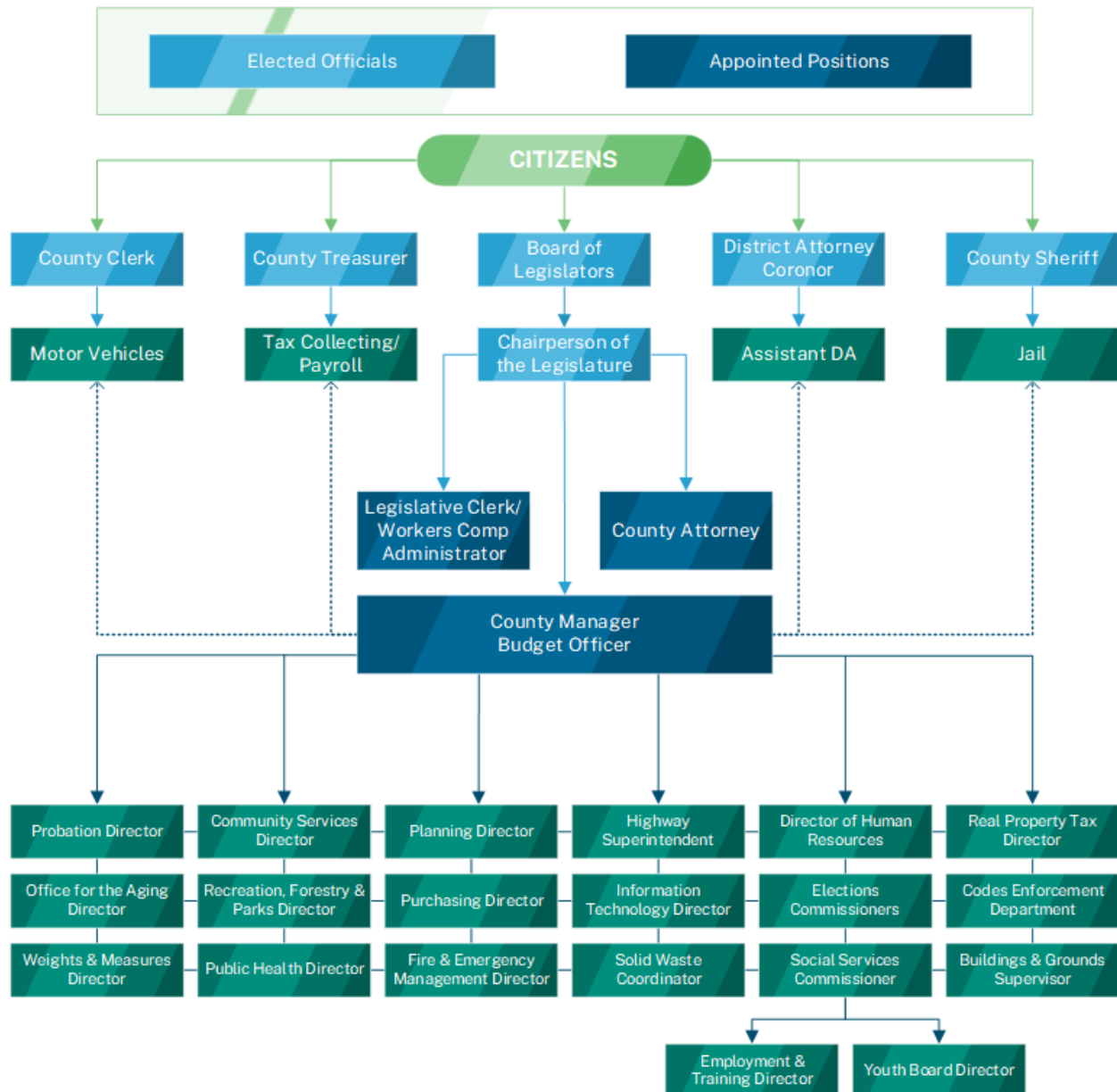


INSERT = DISTRICT NO. 5



- 1 Phil Hathway
- 2 Lisa Virkler
- 3 Jessica Moser
- 4 Ian Gilbert
- 5 Richard Chartrand
- 6 Andrea Moroughan
- 7 Josh Leviker
- 8 Lawrence Dolhof
- 9 Thomas Osborne
- 10 Jeff Nellenback

Lewis County Organizational Chart



November 7th, 2023

Honorable Members of the Board of Legislators
Lewis County Courthouse
7660 N. State Street
Lowville, NY 13367

RE: 2024 Tentative Budget

Dear Legislators,

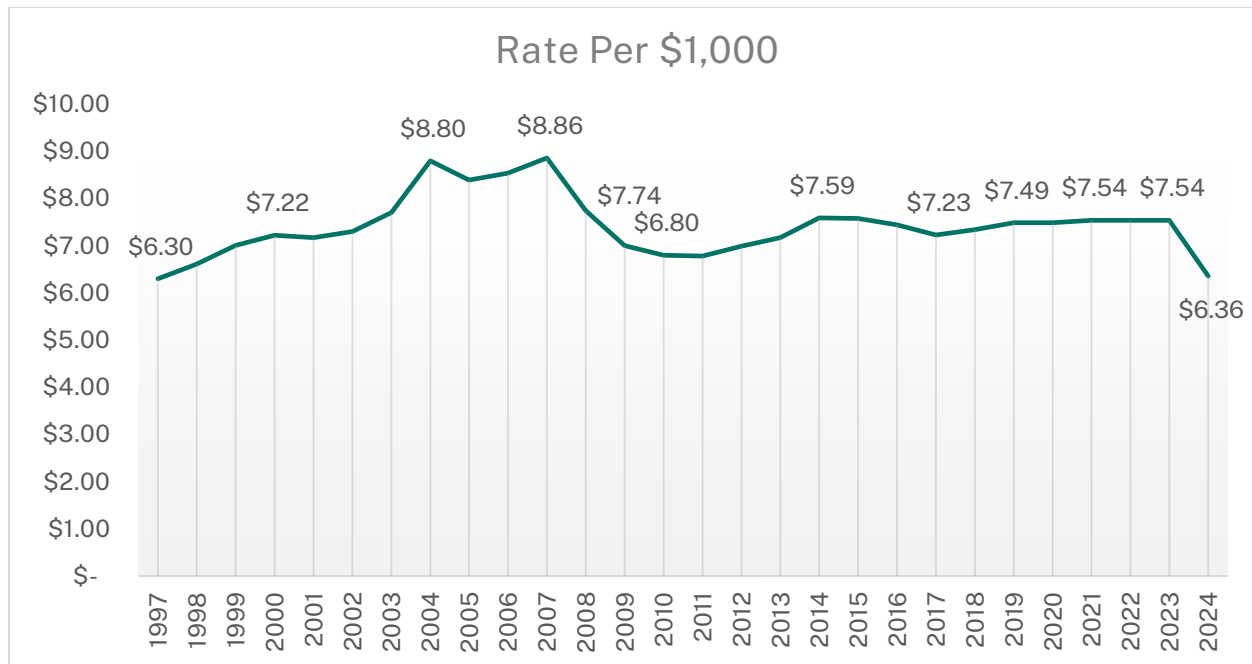
Enclosed for your review and consideration is the 2024 Tentative Budget for Lewis County.

If there has been one, unifying concept that has driven our governance over the past several years, it is the idea that broadening our economic horizon is by far the most effective way to sustain County revenue and contain property taxes. The 2024 budget is proof of that concept. Strong sales tax revenue and a soaring property tax base has allowed us to propose the largest Lewis County tax-cut in decades.

Outlined in the pages ahead is a plan to reduce the County property tax rate by nearly 16%, driving our rate to its lowest point since 1996. Additionally, for the first time since 1999, the County is reducing the property tax burden altogether, decreasing the overall property tax levy by over \$500,000.

As proposed, the median Lewis County homeowner will save \$144.00 on their 2024 property tax bill, but property owners of all levels will experience significant savings from this budget plan.

	2023 Tax Bill	2024 Tax Bill	Savings
Property Valued at \$100,000	\$754.00	\$637.00	\$117.00
Property Valued at \$122,800 (Median Household Value)	\$926.00	\$782.00	\$144.00
Property Valued at \$200,000	\$1,508.00	\$1,274.00	\$234.00
Property Valued at \$300,000	\$2,262	\$1,911	\$351.00



Budget Summary

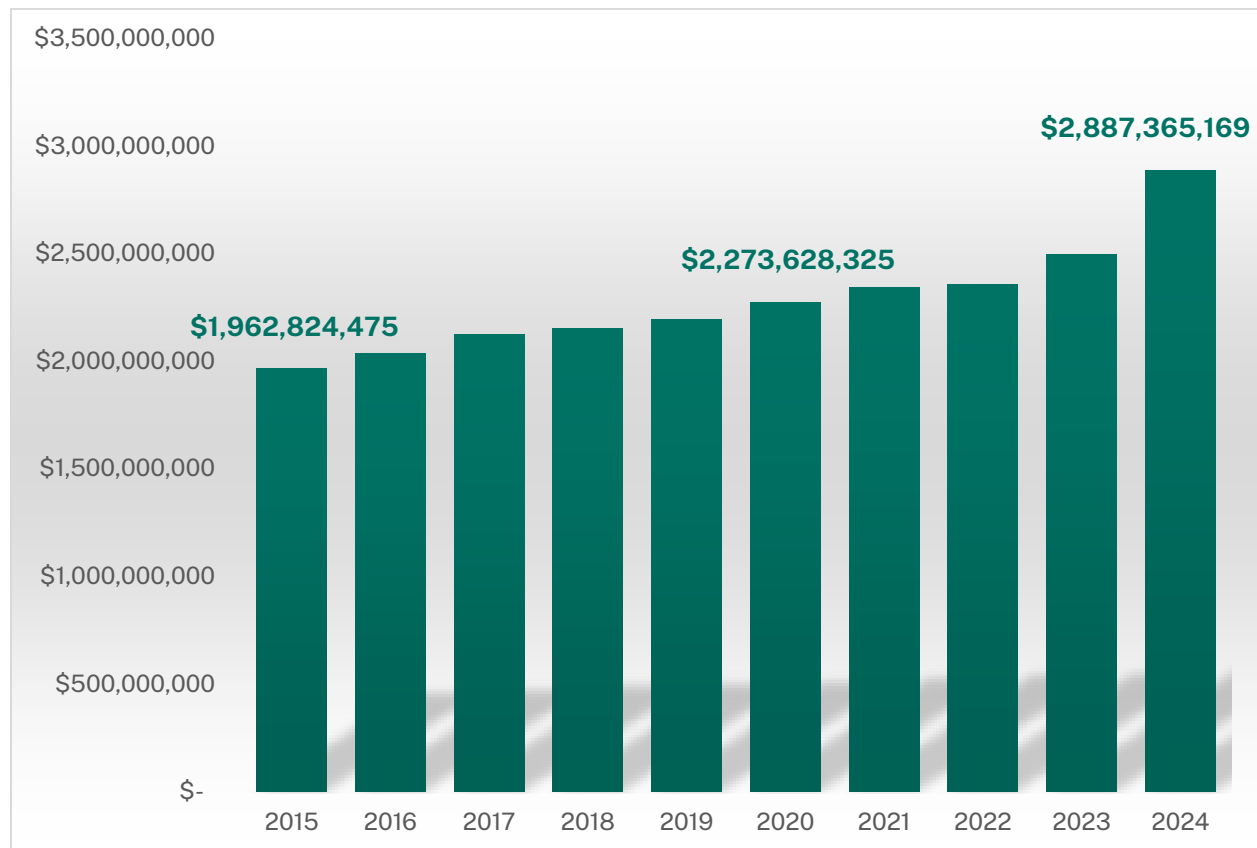
With a 16% decrease in property taxes, the County's rate-per-thousand is reduced by \$1.18, from \$7.54 to \$6.36.

Economic growth is the catalyst of this year's spending plan. For the third year in a row, revenue growth is expected to outpace spending growth. Sales tax has remained historically strong, likely cresting to nearly \$19M in 2023. Sales tax is complimented by historic growth in the County's taxable real property base, which has increased 15% year over year.

Another important note is the reduction of applied fund balance in the 2024 spending plan. Reducing fund balance usage now, while revenues continue to grow, will help us stabilize rates in the future, should revenue growth slow down.

	2023 Adopted Budget	2024 Tentative Budget	Year-Over-Year Difference	% Change
Total Appropriations	\$59,275,845	\$62,761,546	\$3,485,701	5.9%
Total Revenue	\$38,632,967	\$42,821,546	\$4,188,579	10.8%
Less Applied Fund Balance	\$1,850,000	\$1,650,000	\$(200,000)	(10.8)%
Property Tax Levy	\$18,792,878	\$18,290,000	\$(502,878)	(2.7)%
Taxable Value	\$2,493,529,400	\$2,873,533,174	\$380,003,774	15.2%
County Tax Rate	7.54	6.37	(1.18)	(15.6)%

Robust growth in the property tax base has largely fueled the County’s ability to cut taxes. In fact, the impact of new real estate development in the County cannot be overlooked. Over the last decade, the County’s full taxable value has grown 30%.



This growth is due, in part, to the hot real estate market of the last few years, but new investment in the community is also critical. Since 2018, there have been over \$230M in new construction activity permitted by the County Codes Department. Much of this growth has been in the Tug Hill and Adirondack frontiers of the County. It is clear to realtors, investors, and anyone who pays attention to the Lewis County market that the County’s recreation assets and infrastructure have largely driven this growth. It is critical that we continue to invest in these assets in the years ahead to further capture these investments.

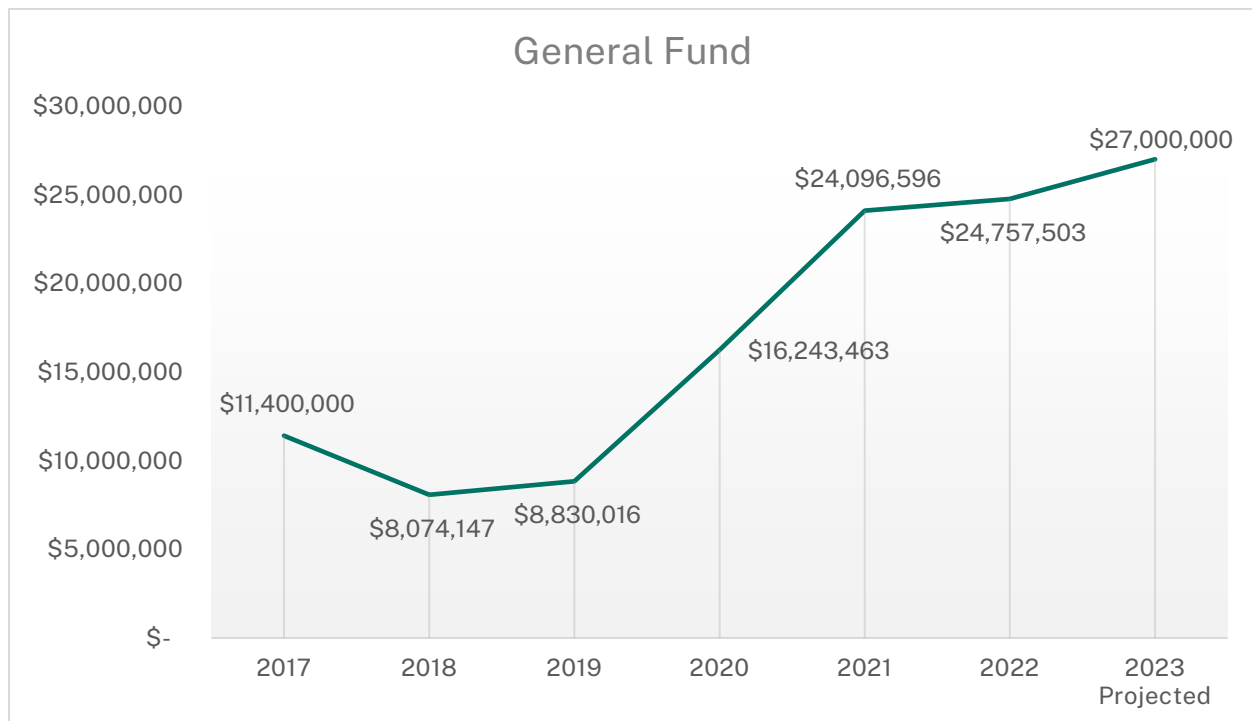
Building Permits Issued 2018-2022

Type of Permit	Number of Permits	Value of Construction
New Residential	454	\$47,785,393
Residential Improvements	2,407	\$32,553,844
Commercial	225	\$153,017,197
Total Permitted Development	3,086	\$233,356,434

Long-Term Fiscal Sustainability Goals

Earlier in 2023, the Finance and Rules Committee devised a new set of financial sustainability targets which have since been adopted by the full Board of Legislators. These new targets replace previous goals established in 2015. The 2024 Tentative Budget meets or exceeds all five of the new targets.

Goal #1: Maintain a General Fund Balance between 10% and 30% of annual operations. In 2024, the County's general fund balance target is between \$6.3M and \$18.9M. This goal has been met and exceeded over the last several years. By the end of 2023, the County's general fund balance is expected to reach an all-time high of \$27M. Strong sales tax receipts and conservative budgeting are the main drivers of our continued fund balance increase.



The historic strength of the County's chief savings account gives us further confidence in our ability to reduce the tax burden in 2024. With a strong fund balance, the County is prepared for an economic downturn, or perhaps more likely, further financial raids from the State of New York.

Of course, the general fund is only one of several accounts maintained by the County. A full breakdown of the County's current fund balances is as follows:

Fund	Current Fund Balance (09/30/2023)
General Fund	\$27,000,000 (Projected year-end estimate)
County Road	\$1,040,580
Highway Machinery	\$(3,704)
Solid Waste	\$282,687
Lewis County General Hospital	\$18,000,000 (Projected year-end estimate)
Workers Compensation Insurance Fund	\$2,830,401
Health Insurance Fund	\$944,900
Capital	\$7,412,055 (Includes bond funds yet to be spent on facilities project)

Goal #2: Maintain a Health System Fund Balance of at least 16% of annual operations. For Lewis County Health System, 16% of 2024 spending requires a reserve of \$14.9M. As seen above, by the end of 2023, the health system is projected to have roughly \$18M in its main reserve account. A loan repayment transfer from the general fund to the health system fund is expected before the end of 2023. This transfer will further bolster the financial position of the health system, which is *critical* to the health of Lewis County, both financially and in terms of our physical health!

Goal #3: Maintain the County's A+ Credit Rating. Even after accounting for new debt obligations assumed in 2022, the County's credit rating remains strong. It is important, however, to keep in mind that credit rating is only partially determined by our organizational finances. The state of the regional economy, demographic changes, and other macroeconomic forces have often degraded the credit rating of otherwise strong local government organizations. For 2024, at least, the County is at little risk of facing a credit downgrade.

Goal #4: Invest at least 3% of annual operations into capital projects and equipment. To meet this target, the County would need to plan at least \$1.9M in capital investments in 2024. As detailed in the accompanying 2024 Tentative Capital Improvement Plan, \$3.0M of County funding is appropriated for capital projects, as well as an additional \$1.3M of County funding set aside for capital equipment purchases.

By maintaining an annual commitment to capital improvements, we will ensure the County's physical plant and equipment are maintained consistently over time. It is better for organizational planning, budgeting, and for the taxpayers that investments are strategically spread out over time, rather than allowing all county assets to fall into disrepair, forcing another large investment like 2022.

Goal #5: Maintain a debt ratio of no greater than 50% of the constitutional limit. In 2024, the total County debt payment for both the 2008 courthouse project and the 2022 facilities project will be \$1.84M. Including the Health System's debt, the County's total debt burden is only 35% of the constitutional debt limit set by New York State.

It is worth noting here that when calculating constitutional debt limits, the State's formula does not include enterprise fund revenue, such as operating revenue from LCHS; nor does it include PILOT payments from wind and solar projects. When considering these sources of revenue, which add up to over \$85 million per year, the County's threshold for debt is far higher than the state's-imposed limit. Admittedly, there is little need to take on additional debt right now, but we are well-poised for future investment if need be.

Budget Highlights

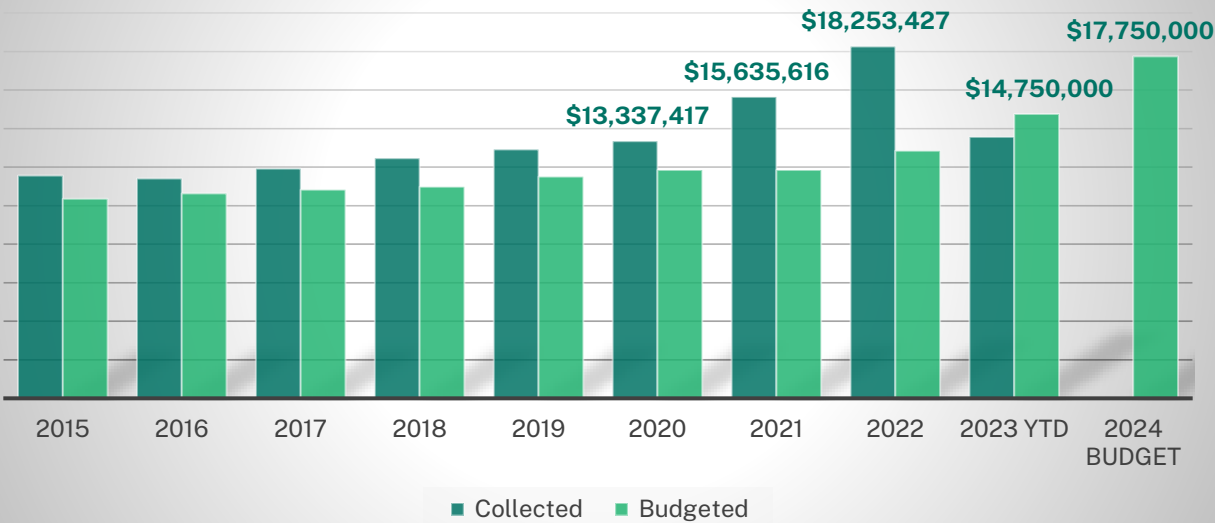
Sales Tax

Sales tax revenue continues to exceed budgeted expectations in Lewis County. By the end of 2023, sales tax is projected to reach nearly \$19M. This is an excellent trend for our community because sales tax, often paid by non-residents, helps reduce property taxes which are primarily paid by County residents.

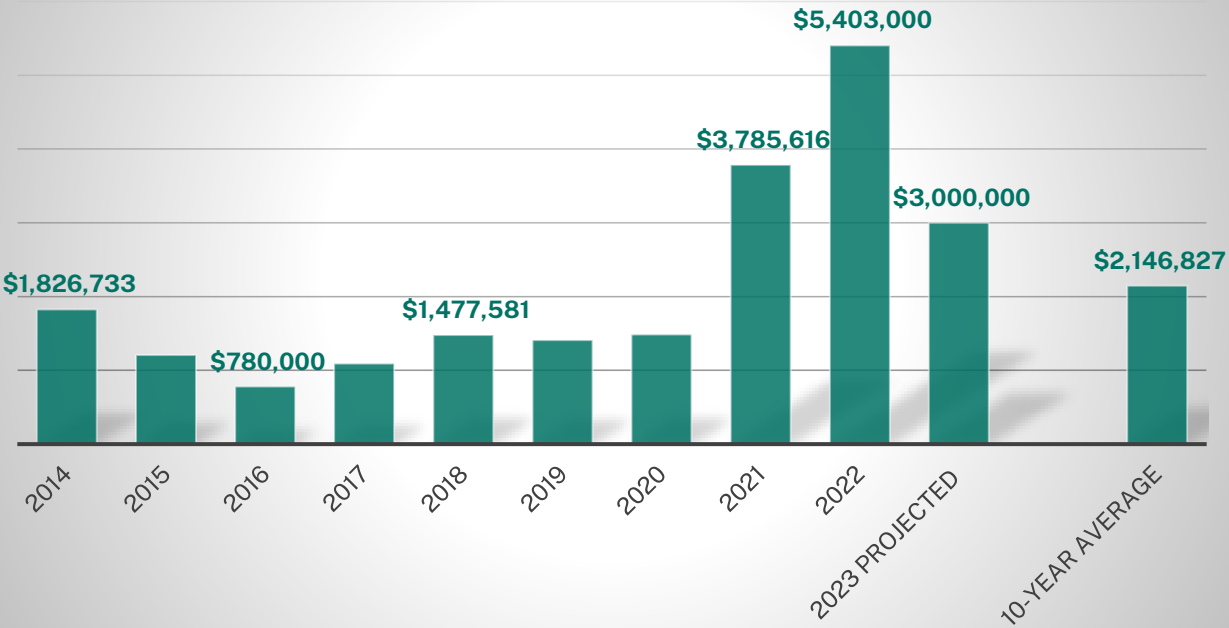
Sales tax can be a volatile revenue that is largely determined by factors outside the County's direct control. We have a strong tradition of cautiously budgeting sales tax in Lewis County. Over the last ten years, the County has received, on average, about \$2.1M more in sales tax revenue than budgeted. However, with an exceptional fund balance, there is no need to consistently underbudget sales tax revenue, which increases the likelihood of running a large surplus at the end of the budget year.

In 2024, we are increasing our budgeted sales tax revenue an additional 20% to a total of \$17,750,000. This estimate is still somewhat conservative, but less likely to miss the mark as badly as years past.

Sales Tax Collection 2015-2024



Sales Tax Collected Above Budget



It is also important to note that the tentative 2024 spending plan depends upon the County receiving nearly as much revenue from sales tax (\$17.75M) as from the property tax levy (\$18.29M). It is not uncommon across New York State for counties to rely equally on sales tax and property tax for their main sources of revenue. In Lewis County, however, the property tax levy has traditionally outweighed sales tax revenue. This is a trend to keep an eye on over the next few years.

State Mandates

State mandated programs continue to drive the vast majority of property tax levies across local governments in New York State. Lewis County is no exception. In 2024, programs mandated by the State of New York will account for over 77% of the County's property tax levy.

Of particular note in 2024 is a 17% increase in indigent legal defense expenditures. This increase is driven by the State-mandated hourly reimbursement rate for the 18b assigned counsel panel, which is increasing from \$75.00 per hour to \$158.00 per hour.

Another item to note is the County's annual pension commitment to the state Comptroller is up 14% in 2024. This is due to weak investment returns on the State's public employee pension fund over the last twelve months.

We should also highlight the State's newest mandated program: Medication Assisted Treatment (MAT) at the Jail. This will add another \$357,000 onto the levy in 2024.

A breakdown of mandated programs and their funding sources is as follows:

Department	Mandated Program	Budget	County Share
Public Defender	Indigent Legal	\$588,500	\$588,500
Probation	Probation	\$698,900	\$506,000
Public Health	Pre-K	\$2,186,917	\$900,844
Public Health	Early Intervention	\$279,103	\$122,334
Social Services	Medicaid	\$5,203,748	\$5,203,748
All Departments	Pension	\$2,241,281	\$2,241,281
Social Services	Foster Care	\$3,264,043	\$1,200,000
Social Services	Safety Net	\$1,225,937	\$650,490
Social Services	Youth Detention	\$25,000	\$25,000
Social Services	IGT	\$2,400,000	\$2,400,000
Jail	MAT	\$400,000	\$357,100
		\$18,513,429	\$14,195,297
		2024 Tax Levy	\$18,290,000
		Mandates as % of Levy	77.6%

Medicaid

Between the County's weekly share payments to the State (\$5.2M) and our matching IGT payment to the Health System (\$2.4M), Medicaid programs alone will account for \$7.8M in

County expenditures in 2024. In other words, contributing to the State's Medicaid program accounts for 40% of the County's property tax levy.

The State continues to expand their Medicaid program, and they continue to pass those expenditures along to Counties. In the FY24 State Budget, the state usurped federal Medicaid administrative funds (eFMAP) that had traditionally gone to Counties. This diversion will increase Lewis County's weekly share payment by 18%, increasing our total Medicaid commitment by over \$780,000.

Our statutory limit, or "Medicaid Cap," is \$5.2M, which we have budgeted in 2024. However, the State's Medicaid commitment is expected to increase 50% by 2028. It would be unsurprising if the State attempts to increase Counties' Medicaid Cap in the years ahead. It is imperative that we stay engaged in statewide advocacy in order to protect our local property taxpayers from runaway state Medicaid spending.

Personnel

The county's human resources remain our most important, and most expensive asset. Personnel management is critical to maintaining long-term financial stability. Position additions should be carefully scrutinized not because of their one-year budget impact, but because new positions are often a 30-year budget commitment.

Over the years, Lewis County has worked hard to contain our personnel budget; we've been very cautious about adding new positions. This year, department heads have requested nearly \$750,000 in additional positions. The tentative spending plan includes just \$390,000 of those requests and eliminates several positions as well.

In the Real Property Tax department, we have included the addition of two positions to increase the County's role in real property assessment. Across the State, many counties, especially in rural areas, are taking a more involved role in assessment. The new full-time Data Collector will work with all assessors to ensure the accuracy of the tax rolls. The new full-time Assessor will consult with town assessors and, over time, take on the role of assessor for some towns. The two positions, combined with benefits, are a \$117,000 investment by the County in 2024. As towns come on board with assessment contracts, the hope is that assessing could be budget neutral for the County.

In the Sheriff's Office, two additional positions are proposed. The first is the position of Chief Deputy. This position will rank above the sergeants and will oversee the Road Patrol unit. By adding the position of Chief Deputy, the sergeants will be alleviated of some of their administrative duties, allowing them to spend their shifts fully on the road, rather than in the office. This will increase our coverage from two cars per shift to three cars per shift.

Also proposed for the Sheriff's Office is the addition of a third full-time Investigator. This Investigator will be assigned to the Drug Task Force. This will replace the retiring sergeant who has been assigned to the Task Force since 2018. This will allow that sergeant position to return to Road Patrol, once again ensuring there is one sergeant for every Road Patrol shift.

These two positions represent a \$154,000 increase in the Sheriff's personnel budget in 2024.

A full breakdown of requested positions and funded positions was distributed at the budget workshop and can be made available upon request.

Health Insurance

Last year's budget was defined partially by large increases in health insurance premiums. The increases have helped stabilize the health insurance fund, but the fund balance has not fully recovered to the preferred level; we are comfortable when the fund balance is consistently above \$2M.

Thanks to the leadership of the Board of Legislators and Treasurer Virkler, the new Medicare Advantage program for retirees will save the County nearly \$700,000 in foregone premium payments. This will also help stabilize the fund as claim activity for Medicare eligible retirees will no longer be a county responsibility.

For 2024, the proposed spending plan includes a 5% increase in health insurance premiums effective June 1st. This will help us keep pace with claims and continue our effort to rebuild the fund balance. Joining the Broome County Alliance will also generate one-time revenue from the County-Wide Shared Services Grant; that revenue will also help increase the fund balance once it is received.

Solid Waste

Since 2021, the Development Authority of the North Country (DANC) has increased its tipping fees for the landfill in Rodman by 26%. Even though we remain conscious of increasing costs for our residents, the County has little choice but to keep pace with DANC to protect our slim operating margin.

Last year, the County increased tipping rates by 7%. In 2024, we are proposing an additional 10% increase for solid waste disposal. Additionally, we are proposing to increase the direct haul rate from \$20.00 per ton to \$26.00 per ton.

All told, MSW rates in Lewis County have gone up only 19% versus DANC's increase of 26%.

MSW Rates Per Ton	2021	2022	2023	2024	Total Growth 2021-2024
DANC	\$43.00	\$47.00 (+9%)	\$50.00 (+6%)	\$54.00 (+8%)	\$11.00 (+26%)
Lewis County	\$84.00	\$84.00 (0%)	\$90.00 (+7%)	\$100.00 (+11%)	\$16.00 (+19%)

Economic Development

The key to sustaining our revenue growth is to continue to invest in economic development in our community. The Tentative Budget continues several initiatives that will put money back into the community and foster further economic growth.

First, the budget includes \$4M for a complete streets project in the Hamlet of Glenfield. CHIPS funding will be combined with \$600,000 of County funding to repave, reprofile, replace storm drainage, and build new curbing and sidewalks throughout the Main Street corridor.

Also included is funding for round three of the Lewis County Façade and Streetscape Improvement Program. Since 2021, the County has directed nearly \$600,000 towards downtown beautification programs. Round three includes an additional \$250,000 of funding for the program which will continue to be executed by the Planning and Community Development Department.

The Planning and Community Development Department has also been allocated an additional \$215,000 for community planning projects. This funding will be used to assist municipalities as they plan for solar expansion, water and sewer repair, zoning updates, and other critical planning functions that set the table for future development.

The budget also provides significant funding for the newly formed Naturally Lewis, Inc. Naturally Lewis, Inc. will incorporate staff from the IDA, LCDC, and Chamber of Commerce to form a new not-for-profit agency with a broad mission to advance economic development in Lewis County. We have combined previous funding to the IDA, LCDC, and Chamber of Commerce to provide \$315,000 to Naturally Lewis, Inc. in 2024.

Lewis County will also expend the remainder of American Rescue Plan funding in 2024, including finishing our Broadband Expansion Plan (\$250,000) and beginning the first phases of the Rails to Trails initiative (\$2.5M).

Additional fund balance transfers will be set up for a second round of the Vacant Property Revitalization Program (\$500,000) through Naturally Lewis, as well as several property redevelopment and cleanup projects that have already been identified, such as the Lyons Falls School and the New Bremen Cheese Factory (\$200,000).



Conclusion

Heading into 2024, Lewis County has much to be proud of, and much to look forward to. With the conclusion of our facilities project next spring, our County facilities, including the Health System, will be in their best physical condition in decades. Our commitment to upgrading capital equipment and technology is paying off, and our fantastic workforce has the right tools to do the job. Our fund balances are historically strong, and we are poised for more initiatives that invest in the future of our community. On top of all that, we are positioned to enact the largest tax cut in decades, bringing the property tax rate to a 27-year low.

When we work as a team and look forward to the future, we can truly make a difference in our community. Lewis County has significant economic and demographic challenges, but the path forward is through promoting economic growth, not deterring it.

We are blessed with the resources we need to advance our community, and I for one am excited to get to work.

On a personal note, I would like to extend a sincere thank you to the County budget team. As they say, many hands make light work, and we are grateful for the team of professionals we have working with us at every level of budget development and execution here in Lewis County.

Particular thanks are owed to Amanda Lawton, David Steltz, Brandan Bassett, and Conner Biolsi for assembling the budget document. Thank you to our Purchasing Director, Brian Hanno, for taking complete ownership of the accompanying Capital Budget. Thank you to Human Resources Director Caitlyn Smith and her team for orchestrating the development of the personnel budget. Thank you to the Finance and Rules Committee for their oversight and guidance throughout this process. As legislators, you know a quick pop-in during budget season often turns into a long discussion, so I thank you for your interest and your patience.

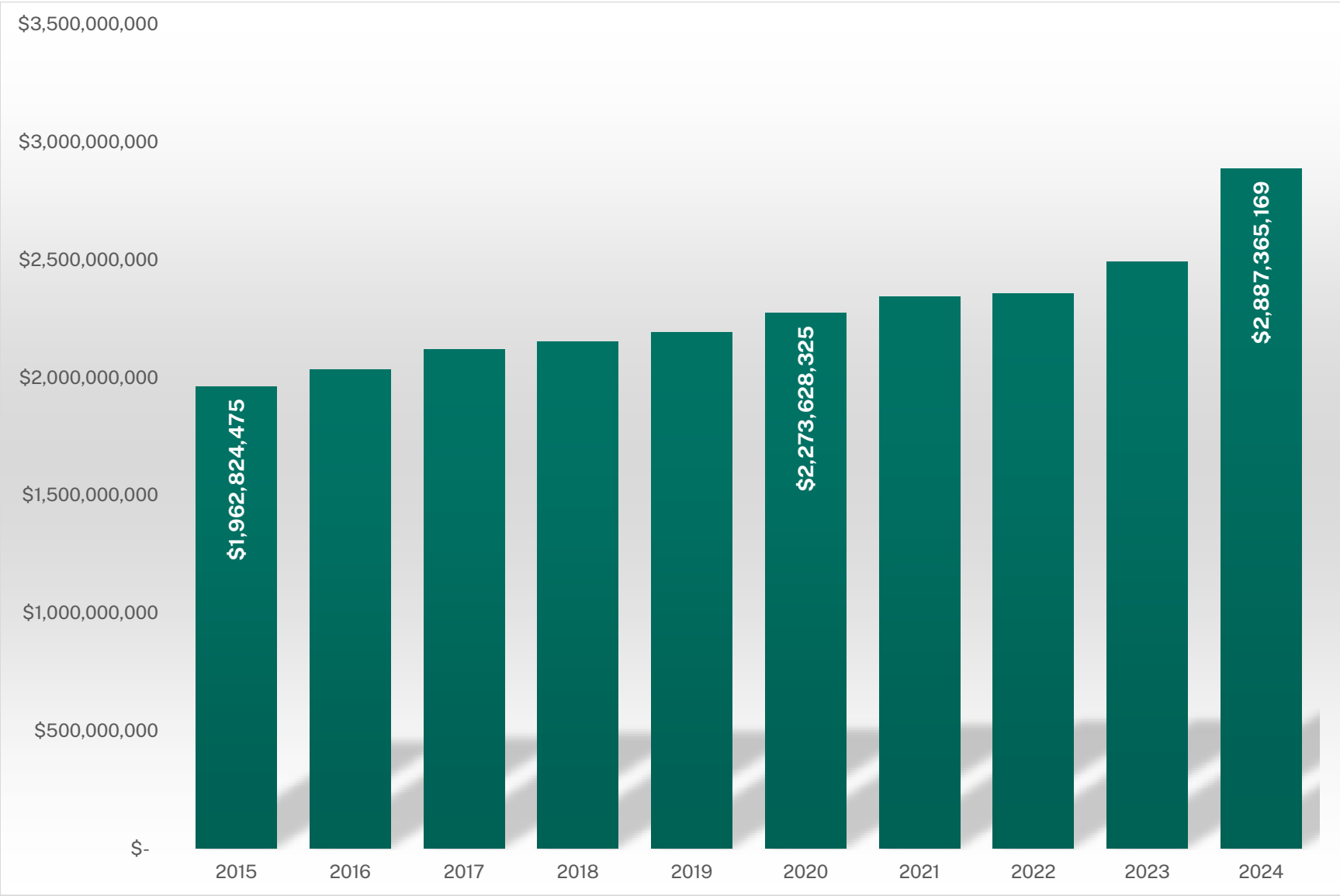
And of course, thank you to County Treasurer Eric Virkler and his entire team; quite simply, without them, there would be no annual budget. They know their stuff inside and out, and they are a critical part of everything we're able to accomplish in Lewis County.

With that said, the 2024 Lewis County budget is respectfully submitted for public comment and legislative approval.

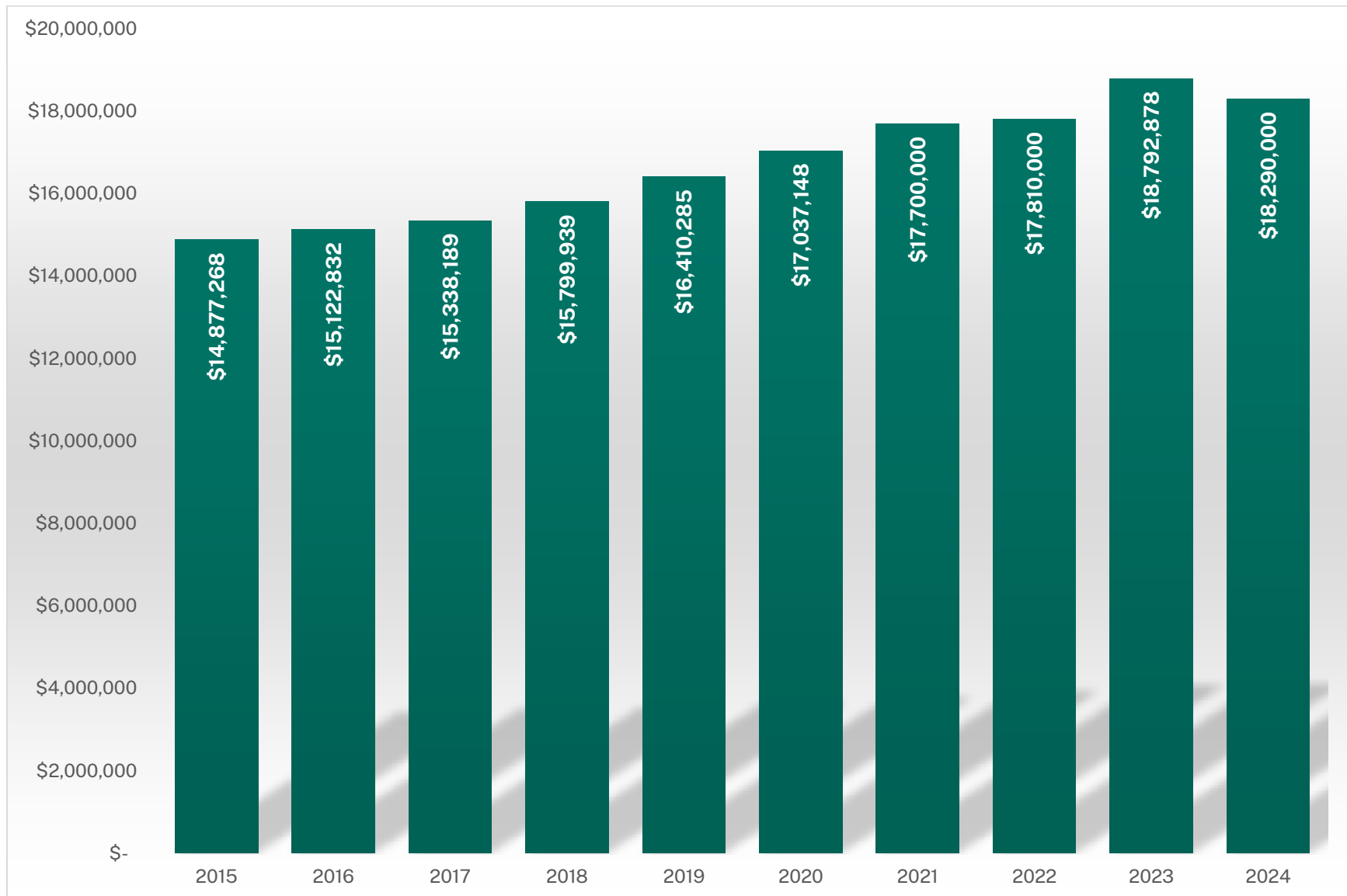


Ryan Piche
County Manager

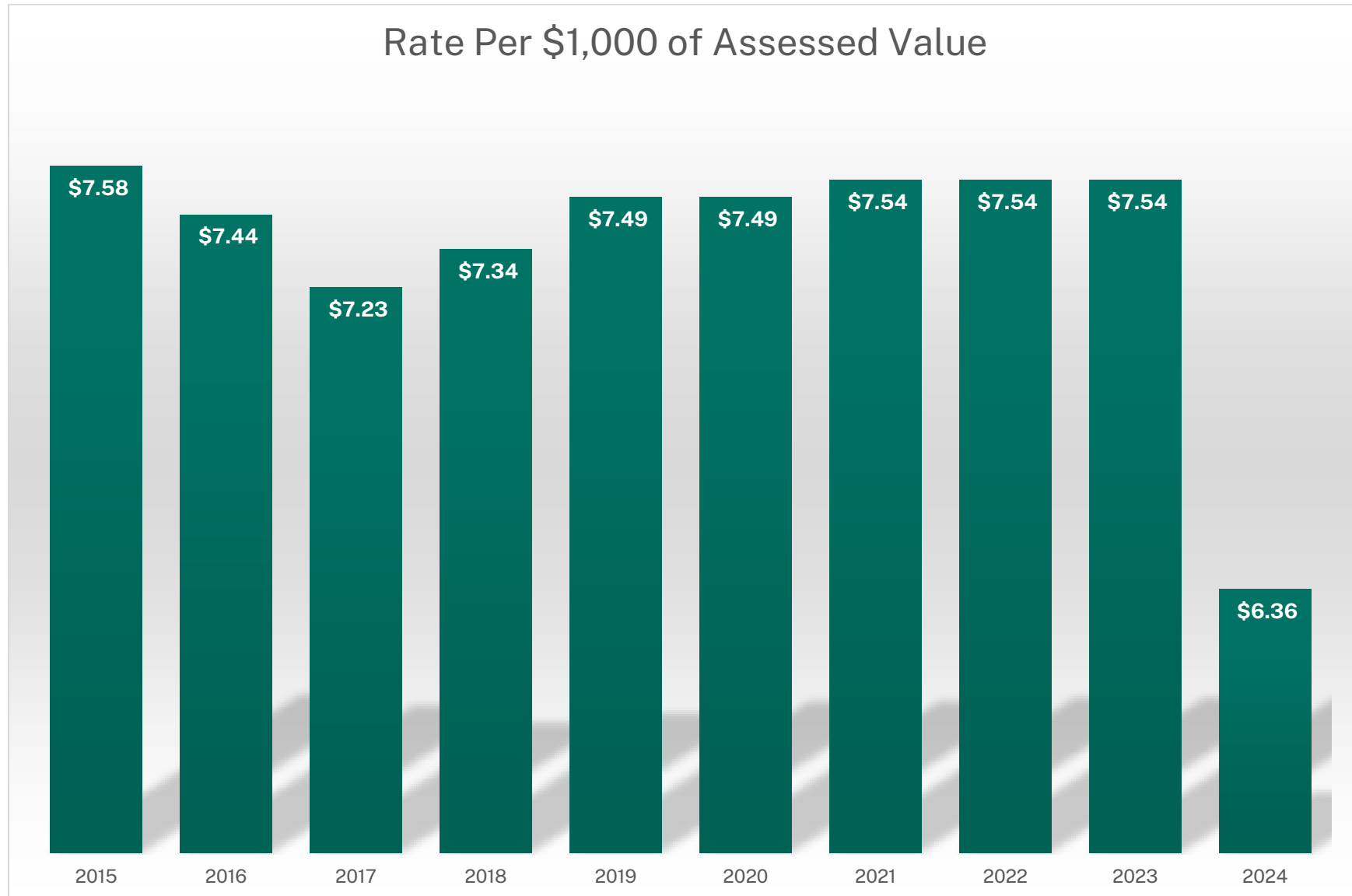
Historical Property Full Valuation Chart



Historical Property Tax Levy



10-Year Comparison Chart



Comparison: 2023 to 2024 General Fund

	2023 Adopted	2024 Adopted	Dollar Change	Percent Change
GENERAL GOVERNMENT SUPPORT	9,073,586	9,816,642	743,056	8.19%
EDUCATION	825,000	835,000	10,000	1.21%
PUBLIC SAFETY	9,359,082	10,456,387	1,097,305	11.72%
HEALTH	8,292,842	8,322,474	29,632	0.36%
TRANSPORTATION-BUS	1,139,900	1,956,223	816,323	71.61%
SOCIAL SERVICES	16,459,990	17,389,177	929,187	5.65%
OTHER ECONOMIC DEVELOPMENT (w/o SW)	2,447,177	2,118,772	(328,405)	-13.42%
CULTURE & RECREATION	988,105	909,731	(78,374)	-7.93%
HOME & COMMUNITY SERVICES (INCL A6420)	1,420,954	1,387,342	(33,612)	-2.37%
EMPLOYEE BENEFITS (not in depts)	1,976,000	1,325,000	(651,000)	-32.95%
DEBT SERVICE	1,835,339	1,830,715	(4,624)	-0.25%
INTER-FUND TRANSFERS	5,457,870	6,414,083	956,213	17.52%
TOTAL APPROPRIATIONS	59,275,845	62,761,546	3,485,701	5.88%
REVENUES				
OTHER THAN REAL PROPERTY TAX	2,492,000	2,384,000	(108,000)	-4.33%
NON-PROPERTY TAX ITEMS	15,147,000	18,050,000	2,903,000	19.17%
DEPARTMENTAL INCOME	2,082,042	2,034,509	(47,533)	-2.28%
HOME & COMMUNITY SVCS (w/o SW)	197,791	291,377	93,586	47.32%
CHARGES TO OTHER GOVTS	387,327	384,162	(3,165)	-0.82%
USE OF MONEY & PROPERTY	517,076	964,417	447,341	86.51%
LICENSES & PERMITS	115,000	100,000	(15,000)	-13.04%
FINES & FORFEITURES	64,175	60,800	(3,375)	-5.26%
SALE OF PROPERTY & COMP FOR LOSS	487,450	562,250	74,800	15.35%
MISCELLANEOUS	607,565	696,900	89,335	14.70%
INTER-FUND REVENUES			0	
STATE AID	10,068,756	11,115,552	1,046,796	10.40%
FEDERAL AID	6,466,785	6,177,579	(289,206)	-4.47%
TOTAL REVENUES	38,632,967	42,821,546	4,188,579	10.84%
BAL TO BE RAISED BY TAXES	20,642,878	19,940,000	(702,878)	-3.40%
LESS: APPLIED FUND BALANCE	1,850,000	1,650,000		
REAL PROPERTY TAX	18,792,878	18,290,000	(502,878)	-2.68%
COUNTY TAXABLE FULL VALUE	2,493,529,400	2,873,533,174		
FULL VALUE TAX RATE	\$7.54	\$6.36	(\$1.18)	-15.58%

Summary of Budget by Funds

Appropriations	Total	General Fund	County Road Fund	Road Machinery	Solid Waste	Hospital Fund
General Government Support	\$9,816,642	\$9,816,642				
Education	\$835,000	\$835,000				
Public Safety	\$10,456,387	\$10,456,387				
Health	\$8,322,474	\$8,322,474				
Hospital-Nursing Home	\$75,195,675					\$75,195,675
Transportation	\$11,080,377	\$1,956,223	\$8,027,814	\$1,096,340		
Social Services	\$17,389,177	\$17,389,177				
Other Economic Development	\$2,118,772	\$2,118,772				
Culture & Recreation	\$909,731	\$909,731				
Home & Community Services	\$3,543,260	\$1,387,342			\$2,155,918	
Employee Benefits (Gen-Flex Plan & Unemployment)	\$17,981,780	\$1,325,000	\$553,062	\$75,118	\$262,200	\$15,766,400
Debt Service	\$4,094,505	\$1,830,715			\$20,540	\$2,243,250
Inter-fund Transfers	\$6,414,083	\$6,414,083				
Total Appropriations	\$168,157,863	\$62,761,546	\$8,580,876	\$1,171,458	\$2,438,658	\$93,205,325
Revenues						
Other than Real Property Tax	\$2,384,000	\$2,384,000				
Non-Property Tax Items	\$18,050,000	\$18,050,000				
Departmental Income	\$96,614,022	\$2,034,509			\$2,505,488	\$92,074,025
Home & Community Services	\$291,377	\$291,377				
Charges to Other Govts	\$517,162	\$384,162	\$133,000	\$0.00		
Use of Money & Property	\$2,095,717	\$964,417				\$1,131,300
Licenses & Permits	\$100,000	\$100,000				
Fines & Forfeitures	\$60,800	\$60,800				
Sale of Property & Equip for Gain	\$1,236,542	\$562,250		\$674,292		
Miscellaneous	\$721,900	\$696,900	\$25,000			
Inter-Fund Revenues	\$497,166			\$497,166		
State Aid	\$14,804,345	\$11,115,552	\$3,688,793			
Federal aid	\$6,177,579	\$6,177,579				
Inter-fund Transfers	\$4,564,083		\$4,564,083			
Total Revenues	\$148,114,693	\$42,821,546	\$8,410,876	\$1,171,458	\$2,505,488	\$93,205,325
Bal to be Raised by Taxes	\$20,043,170	\$19,940,000	\$170,000	\$0.00	(\$66,830)	\$0.00
Less: Applied Fund Balance	\$1,753,170	\$1,650,000	\$170,000	\$0.00	(\$66,830)	
Real Property Tax	\$18,290,000	\$18,290,000	\$0.00	\$0.00	\$0.00	\$0.00
Taxable Value	\$2,873,533,174					
County Tax Rate/1000	\$6.36					



Budget by Department 2024



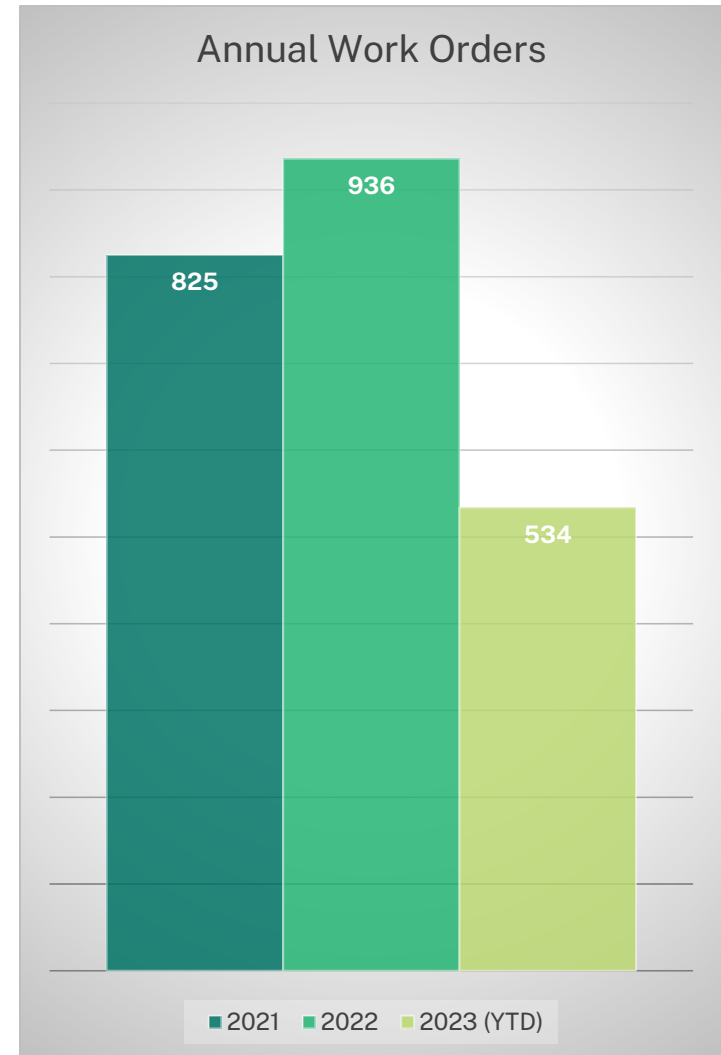
Buildings & Grounds

Initiatives

- Create inventory of new building equipment while decreasing existing outdated items.
- Promote team building.
- Maintain form & function throughout all county buildings.

Key Budgetary Issues

- Several new buildings have been added to the county's campus this year. The actual utility operational costs are unknown and will be more accurately determined after a year of operation. Supply chain issues have gotten better but still propose some issue on certain items.



1620	Building & Grounds Courthouse		2022	2023	2024	2024	2024
			Actual	Orig. Bud	Dept. Request	Tentative	Adopted
31	Local Sources						
A0162600	324101	B&G Rental-Solar	(117,045)	(60,000)	(70,000)	(70,000)	(70,000)
33	State Sources						
A0162200	330210	B&G New CH Court Facility Aide	(96,806)	(105,000)	(110,000)	(110,000)	(110,000)
41	Personal Services						
A0162000	110100	B&G CH Personal Services	243,653	308,317	318,000	286,963	286,963
A0162000	110300	B&G CH Overtime	1,218	12,000	12,000	12,000	12,000
A0162200	110100	B&G New CH Personal Services	73,167	80,184	86,200	86,200	86,200
A0162200	110300	B&G New CH Overtime	3,688	3,000	3,000	3,000	3,000
A0162400	110100	B&G PSB Personal Services	5,530	13,814	14,400	14,400	14,400
A0162400	110300	B&G PSB Overtime	10	0	0	0	0
42	Fringe						
A0162000	801000	B&G CH Retirement	21,612	26,200	35,000	39,362	39,362
A0162000	803000	B&G CH FICA	17,511	23,070	21,700	24,564	24,564
A0162000	804000	B&G CH Workers' Comp	4,047	5,670	5,300	5,975	5,975
A0162000	806000	B&G CH Health Insurance	39,542	69,925	60,400	48,126	48,126
A0162000	807000	B&G CH Dental Insurance	2,586	3,560	4,500	4,500	4,500
A0162200	801000	B&G New CH Retirement	7,724	8,000	13,100	13,100	13,100
A0162200	803000	B&G New CH FICA	5,485	5,900	6,500	6,500	6,500
A0162200	804000	B&G New CH Workers' Comp	1,306	1,475	1,600	1,600	1,600
A0162200	806000	B&G New CH Health Insurance	14,289	15,590	13,500	13,500	13,500
A0162200	807000	B&G New CH Dental Insurance	1,724	1,780	1,800	1,800	1,800
A0162400	801000	B&G PSB Retirement	629	1,150	1,000	1,000	1,000
A0162400	803000	B&G PSB FICA	424	1,060	1,100	1,100	1,100
A0162400	804000	B&G PSB Workers' Comp	152	245	255	255	255
43	Equipment						
A0162000	221701	IT Departmental Capital costs	2,733	1,050	1,550	1,550	1,550
A0162000	223400	Vehicle Lease	14,973	17,000	26,000	26,000	26,000
44	Contractual						
A0162000	430100	B&G CH Telephone	(0)	0	2,400	2,400	2,400
A0162000	430300	B&G CH Electric	5,923	18,000	15,000	15,000	15,000
A0162000	430400	B&G CH Fuel	30,630	46,000	46,000	46,000	46,000
A0162000	430500	B&G CH Water	2,106	2,500	2,800	2,800	2,800
A0162000	440700	B&G CH Supplies	4,871	5,600	5,600	5,600	5,600
A0162000	440901	IT Services Costs	3,898	2,885	3,200	3,200	3,200
A0162000	460100	B&G CH Repairs & Maint Grounds	10,962	10,000	10,000	10,000	10,000

Building & Grounds Courthouse (continued)			2022	2023	2024	2024	2024
			Actual	Orig. Bud	Dept. Request	Tentative	Adopted
A0162000	460300	B&G CH Repairs & Maint Bldg	12,243	14,000	14,000	14,000	14,000
A0162000	460500	B&G CH Repairs & Maint Equip	2,690	8,000	8,000	8,000	8,000
A0162000	470300	B&G CH Vehicle Expense	6,489	4,000	6,000	6,000	6,000
A0162000	490100	B&G CH Professional Services	32,432	46,000	48,000	48,000	48,000
A0162000	490900	B&G CH Miscellaneous	0	200	0	0	0
A0162000	493100	B&G CH Uniforms	3,426	2,500	2,600	2,600	2,600
A0162200	430500	B&G New CH Water	1,591	2,100	2,000	2,000	2,000
A0162200	440700	B&G New CH Supplies	603	2,500	2,200	2,200	2,200
A0162200	460100	B&G New CH Repair & Maint Grds	9,654	12,000	12,000	12,000	12,000
A0162200	460300	B&G New CH Repair & Maint Bldg	5,198	7,500	5,500	5,500	5,500
A0162200	460500	B&G New CH Repair & Main Equip	7,500	8,500	7,700	7,700	7,700
A0162200	490100	B&G New CH Professional Srvcs	28,000	30,000	30,000	30,000	30,000
A0162200	493100	B&G New CH Uniforms	940	1,000	1,200	1,200	1,200
A0162300	430100	Telephone	0	0	1,500	1,500	1,500
A0162300	430300	B&G Highway Electric	4,378	7,000	15,000	15,000	15,000
A0162300	430400	B&G Highway Propane	21,078	25,000	30,000	30,000	30,000
A0162300	430500	B&G Highway Water	5,720	10,000	10,000	10,000	10,000
A0162300	440901	IT Services Costs	0	0	1,500	1,500	1,500
A0162300	460100	Repairs & Maint-Grnds	0	0	2,000	2,000	2,000
A0162300	460300	Bldg Repairs	0	0	2,000	2,000	2,000
A0162300	460500	Repairs & Maint-Equip	0	0	2,000	2,000	2,000
A0162300	460600	B&G Repairs & Maint Hwy	4,833	15,000	16,000	16,000	16,000
A0162300	490100	Professional Services	0	0	25,000	25,000	25,000
A0162300	493100	Uniforms	0	0	800	800	800
A0162400	430300	B&G PSB Electric	(5,744)	12,000	8,000	8,000	8,000
A0162400	430400	PSB Natural Gas	18,164	21,000	22,000	22,000	22,000
A0162400	430500	B&G PSB Water	11,196	13,000	13,000	13,000	13,000
A0162400	440700	B&G PSB Supplies	1,920	5,000	5,000	5,000	5,000
A0162400	460100	B&G PSB Repairs & Maint Grnds	17,204	16,000	15,000	15,000	15,000
A0162400	460300	B&G PSB Repairs & Maint Bldg	16,427	26,000	24,000	24,000	24,000
A0162400	460500	B&G PSB Repairs & Maint Equip	6,143	3,000	3,000	3,000	3,000
A0162400	490100	B&G PSB Professional Services	7,626	20,000	20,000	20,000	20,000
A0162400	493100	B&G PSB Uniforms	268	300	400	400	400
A0162400	494300	B&G PSB Trash PickUp	2,205	3,000	3,000	3,000	3,000
A0162500	430300	B&G BOE & OFA Electric	0	0	5,000	5,000	5,000
A0162500	430400	BG BOE & OFA Natural Gas	0	0	4,000	4,000	4,000
A0162500	430500	Water	0	0	1,200	1,200	1,200
A0162500	440700	Supplies	0	0	1,500	1,500	1,500
A0162500	460100	Repairs & Maint-Grnds	0	0	2,000	2,000	2,000
A0162500	460300	Bldg Repairs	0	0	2,000	2,000	2,000
A0162500	460500	Repairs & Maint-Equip	0	0	1,000	1,000	1,000

A0162500	490100	Professional Services	0	0	10,000	10,000	10,000
A0162500	493100	Uniforms	0	0	300	300	300
A0162600	430300	B&G Solar Electric	175,314	130,000	130,000	130,000	130,000
TOTAL	Building & Grounds Courthouse		704,039	963,575	1,047,305	1,011,895	1,011,895

1621	Building & Grounds Stowe St		2022	2023	2024	2024	2024
			Actual	Orig. Bud	Dept. Request	Tentative	Adopted
31	Local Sources						
A0162100	324100	B&G Stowe Rent Outer Stowe St	(25,562)	0	0	0	0
A0162100	324400	B&G Stowe Buildings - DSS	(162,000)	(80,000)	(200,880)	(200,880)	(200,880)
41	Personal Services						
A0162100	110100	B&G Stowe Personal Services	130,681	156,242	148,000	148,000	148,000
A0162100	110300	B&G Stowe Overtime	1,761	5,000	5,000	5,000	5,000
42	Fringe						
A0162100	801000	B&G Stowe Retirement	14,803	18,200	23,000	23,000	23,000
A0162100	803000	B&G Stowe FICA	9,275	11,310	10,800	10,800	10,800
A0162100	804000	B&G Stowe Workers' Comp	1,968	2,855	2,750	2,750	2,750
A0162100	806000	B&G Stowe Health Insurance	29,891	36,151	32,700	32,700	32,700
A0162100	807000	B&G Stowe Dental Insurance	2,290	2,806	1,800	1,800	1,800
44	Contractual						
A0162100	430100	Telephone	0	0	2,600	2,600	2,600
A0162100	430300	B&G Stowe Electric	6	26,000	8,000	8,000	8,000
A0162100	430400	B&G Stowe Natural Gas	10,085	12,000	12,000	12,000	12,000
A0162100	430500	B&G Stowe Water	2,495	2,300	2,800	2,800	2,800
A0162100	440700	B&G Stowe Supplies	4,367	4,800	4,600	4,600	4,600
A0162100	440901	IT Services Costs	0	0	1,500	1,500	1,500
A0162100	460100	B&G Stowe Repair & Maint Grnds	23,570	30,000	30,000	30,000	30,000
A0162100	460300	B&G Stowe Repairs & Maint Bldg	5,515	8,000	6,500	6,500	6,500
A0162100	460500	B&G Stowe Repair & Maint Equip	11,919	8,000	6,500	6,500	6,500
A0162100	490100	B&G Stowe Professional Service	22,981	30,000	28,000	28,000	28,000
A0162100	493100	B&G Stowe Uniforms	990	1,300	1,400	1,400	1,400
TOTAL	Building & Grounds Stowe Street		85,032	274,964	127,070	127,070	127,070

1627	Building & Grounds JCC		2022	2023	2024	2024	2024
			Actual	Orig. Bud	Dept. Request	Tentative	Adopted
31	Local Sources						
A0162700	324500	B&G Rent JCC	(209,296)	(254,400)	(254,400)	(254,400)	(254,400)
A0162700	324505	Lease Revenue - GASB - JCC	(80,473)	0	0	0	0
41	Personal Services						
A0162700	110100	B&G Regular Pay	89,666	88,443	94,900	94,900	94,900
A0162700	110300	B&G JCC Overtime	461	1,500	1,500	1,500	1,500
42	Fringe						
A0162700	801000	B&G JCC Ret	8,499	8,600	12,700	12,700	12,700
A0162700	803000	B&G JCC FICA	6,450	6,400	6,850	6,850	6,850
A0162700	804000	B&G JCC Workers Comp	1,465	1,592	1,750	1,750	1,750
A0162700	806000	B&G JCC Health Insurance	14,289	15,588	17,950	17,950	17,950
A0162700	807000	B&G JCC Dental Insurance	1,724	1,780	1,800	1,800	1,800
43	Equipment						
A0162700	290900	Misc Equip	36,202	0	0	0	0
44	Contractual						
A0162700	430100	B&G JCC Telephone	1,984	2,000	2,400	2,400	2,400
A0162700	430300	B&G JCC Electric	231	6,000	6,000	6,000	6,000
A0162700	430400	B&G JCC Fuel	19,559	20,000	20,000	20,000	20,000
A0162700	430500	B&G JCC Water	3,748	4,500	3,500	3,500	3,500
A0162700	440700	B&G JCC Supplies	1,129	3,500	3,500	3,500	3,500
A0162700	440900	B&G JCC Data Processing Costs	6,405	4,800	4,800	4,800	4,800
A0162700	440901	IT Services Costs	810	900	900	900	900
A0162700	460100	B&G JCC Repairs & Maint-Grnds	13,463	20,000	24,000	24,000	24,000
A0162700	460300	B&G JCC Bldg Repairs	2,247	4,500	3,500	3,500	3,500
A0162700	460500	B&G JCC Rep & Maint-Equip	10,372	7,000	6,200	6,200	6,200
A0162700	490100	B&G JCC Prof Services	25,000	28,000	27,000	27,000	27,000
A0162700	490300	B&G JCC All Types Insurance	3,191	4,000	4,000	4,000	4,000
A0162700	493100	B&G JCC Uniforms	720	800	800	800	800
TOTAL	Building & Grounds JCC		(42,153)	(24,497)	(10,350)	(10,350)	(10,350)

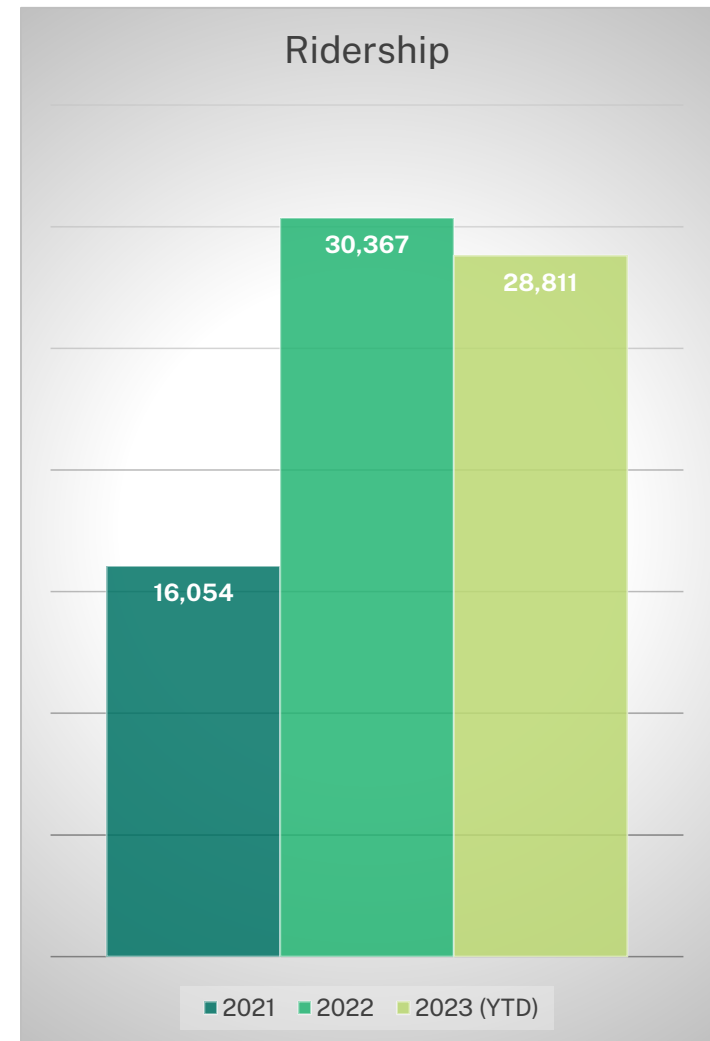
Bus Operations

Initiatives

- Implement Electronic Fareboxes on all LCPT Buses
- Implement Cost Sharing on Employment Based Routes
- Launch 12-month Micro Transit Pilot Program

Key Budgetary Issues

- Bus operations in Lewis County continue to rely heavily on state and federal revenue.



5630	Bus Operations		2022	2023	2024	2024	2024
			Actual	Orig. Bud	Dept. Request	Tentative	Adopted
A0563000	345890	Federal Aid CARES	(274,408)	0	(420,900)	(420,900)	(420,900)
31	Local Sources						
A0563000	327074	Bus Advertising	(9,175)	(79,800)	(80,600)	(80,600)	(80,600)
A0563000	327075	Local Contribution-Bus	(94,407)	(175,900)	(181,500)	(181,500)	(181,500)
33	State Sources						
A0563000	335940	State Aid Bus Transit	(597,493)	(512,000)	(511,000)	(511,000)	(511,000)
A0563000	335941	Bus ATC State Funds	(105,835)	0	(102,535)	(102,535)	(102,535)
A0563000	335942	Bus Op Transit Grant-State	(14,616)	0	0	0	0
A0563000	335943	MEP State Funds	(799,488)	0	0	0	0
34	Federal Sources						
A0563000	345942	Bus Op Transit Grant-Federal	(116,908)	(372,200)	(659,688)	(659,688)	(659,688)
43	Equipment						
A0563000	223300	Bus Vehicles	0	0	762,223	762,223	762,223
A0563000	223301	Vehicles & Equip MEP	80,595	0	0	0	0
44	Contractual						
A0563000	440901	IT Services Costs	1,184	5,800	5,000	5,000	5,000
A0563000	441100	Bus Marketing	36,595	38,600	45,000	45,000	45,000
A0563000	451600	Contracted Service-Birnie Bus	895,690	1,035,200	1,100,900	1,100,900	1,100,900
A0563000	470300	Bus Vehicle Exp-Gas/Oil	2,701	25,300	8,100	8,100	8,100
A0563000	490100	Bus Professional Services	44,800	0	0	0	0
A0563000	490200	Bus Misc Fuel Program	0	0	0	0	0
A0563000	492300	Bus Public Transport Admin	10,000	10,000	10,000	10,000	10,000
A0563000	499100	Bus Mobility Management Exp	24,994	25,000	25,000	25,000	25,000
TOTAL	Bus Operations		(915,771)	0	0	0	0

Clerk of the Board of Legislators

The Office of the Clerk of the Board of Legislators is a key department to primarily assist the Chairperson of the Board and the Legislative body in carrying out all its basic programs. The facilitating services of the Clerk's office is an integral part of the democratic process, working primarily with the elected representatives and aiding them with all functions. The office strives to maintain the highest-level government services while continuing to explore means of efficient and productive processes to streamline procedures and foster a spirit of community awareness and confidence.

1040	Clerk for the Board		2022	2023	2024	2024	2024
			Actual	Orig. Bud	Dept. Request	Tentative	Adopted
41	Personal Services						
A0104000	110100	Clk of Bd Personal Services	93,622	93,452	102,700	102,700	102,700
42	Fringe						
A0104000	801000	Clk of Bd Retirement	7,688	7,500	10,950	10,950	10,950
A0104000	803000	Clk of Bd FICA	6,724	6,580	6,750	6,750	6,750
A0104000	804000	Clk of Bd Workers' Comp	1,643	1,660	1,750	1,750	1,750
A0104000	806000	Clk of Bd Health Insurance	18,850	20,563	23,650	23,650	23,650
A0104000	807000	Clk of Bd Dental Insurance	862	890	900	900	900
43	Equipment						
A0104000	221701	IT Departmental Capital costs	0	0	1,900	1,900	1,900
44	Contractual						
A0104000	440700	Clk of Bd Supplies	263	1,000	1,000	1,000	1,000
A0104000	440901	IT Services Costs	260	775	1,048	1,048	1,048
A0104000	450500	Clk of Bd Dues/Subs/Sup/Bks	100	100	100	100	100
A0104000	450700	Clk of Bd Travel & Subsistence	0	1,000	1,000	1,000	1,000
TOTAL	Clerk for the Board		130,013	133,520	151,748	151,748	151,748

Community College

When a Lewis County resident attends a community college located in another county, that college receives a subsidy from Lewis County as they are providing a service to an out-of-county resident.

2490	Community College		2022	2023	2024	2024	2024
			Actual	Orig. Bud	Dept. Request	Tentative	Adopted
44	Contractual						
A0249000	499900	Community College Tuition	796,766	820,000	830,000	830,000	830,000
TOTAL	Community College		796,766	820,000	830,000	830,000	830,000

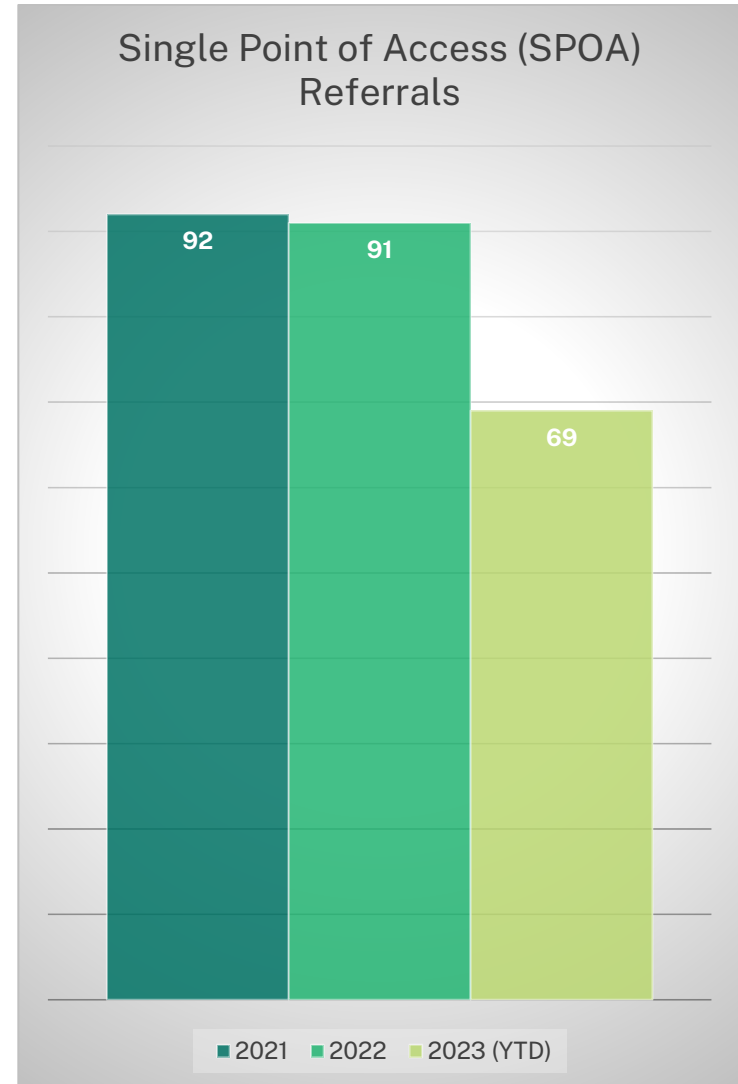
Community Services

Initiatives

- Successful development of a model for 24/7 mobile crisis service for the county. This is an Office of Mental Health (OMH) initiative to have a mobile crisis service in each county. OMH has provided two years of funding for the development of the programming (\$300,000 per year) however they have stated the funding would not be continued and that we would need to find ways to fund the program in the future.
- Reducing stigma around suicide, substance use, and mental health treatment. While it doesn't impact the department budget it does impact the community. Research shows that people with mental health or substance abuse disorders who are engaged in treatment require fewer intensive services such as emergency room visits or hospitalizations, and are less likely to be incarcerated, and more likely to be employed.
- Develop and implement a plan for the use of the opioid litigation funds.

Key Budgetary Issues

- In the 2024 Community Services department budget, you will see a 77 % increase in the personal services lines. This increase is a result of adding a staff position to assist with the additional programming, increased demand for case management, and additional opioid litigation funding. 66% of this cost will be covered by department revenue. It is also a strategy for succession planning.



4310	Community Services		2022	2023	2024	2024	2024
			Actual	Dept. Orig	Dept. Request	Tentative	Adopted
31	Local Sources						
A0433500	316201	Mental Health Fees	(11)	0	0	0	0
A0433500	316250	Community Services SPC NY	(7,400)	0	0	0	0
33	State Sources						
A0431600	334905	State Opioid Revenue	0	0	(155,000)	0	0
A0431800	334922	CY OMH	(754,608)	(754,608)	(860,788)	(860,788)	(860,788)
A0431900	334903	MH CREDO	0	0	(66,428)	(66,428)	(66,428)
A0431900	334921	CY OASAS	(93,055)	0	0	0	0
A0432200	334922	CY OMH	(31,659)	(31,659)	(33,415)	(33,415)	(33,415)
A0432400	334922	CY OMH	(874,579)	(874,579)	(925,385)	(925,385)	(925,385)
A0432500	334921	CY OASAS	(254,661)	(254,661)	0	0	0
A0432600	334917	OMH Crisis Management Revenue	0	0	(300,000)	(300,000)	(300,000)
A0432700	334930	State OMH Veterans	(25,000)	(175,000)	(104,000)	(104,000)	(104,000)
A0433500	330000	Holding for NYS Rec	0	0	0	0	0
A0433500	334901	OMH Programs	(36,171)	0	0	0	0
A0433500	334912	OASAS Jail Treatment Revenue	0	(104,305)	(42,900)	(42,900)	(42,900)
A0433500	334921	CY OASAS	(12,101)	(851)	(896)	(896)	(896)
A0433500	334922	CY OMH	(19,912)	(44,912)	(20,978)	(20,978)	(20,978)
A0433500	334923	CY OPWDD	(15,417)	(17,130)	(18,777)	(18,777)	(18,777)
34	Federal Sources						
A0431600	344903	Federal Opioid Prog Revenue	0	(27,000)	(173,000)	0	0
A0431700	344902	CS Healing Communities Study	(306,387)	(71,425)	0	0	0
A0433500	344901	CS Fed Med Sal Sharing	0	(30,500)	(40,000)	(40,000)	(40,000)
41	Personal Services						
A0433500	110100	LGU Personal Services	95,539	93,900	166,956	162,009	162,009
42	Fringe						
A0433500	801000	LGU Retirement	12,284	12,000	24,766	24,207	24,207
A0433500	803000	LGU FICA	6,760	6,650	12,104	11,539	11,539
A0433500	804000	LGU Workers' Compensation	1,592	1,665	2,955	2,868	2,868
A0433500	806000	Health Insurance	10,458	15,525	33,257	18,910	18,910
A0433500	807000	Dental Insurance	200	325	1,801	1,801	1,801
43	Equipment						
A0433500	221700	Computers	0	1,100	0	0	0
A0433500	221701	IT Departmental Capital costs	0	0	2,450	2,450	2,450
44	Contractual						
A0431600	488115	Federal Opioid Prog Exp	0	27,000	173,000	0	0
A0431600	488116	NYS Opioid Program Expenditure	0	0	155,000	0	0

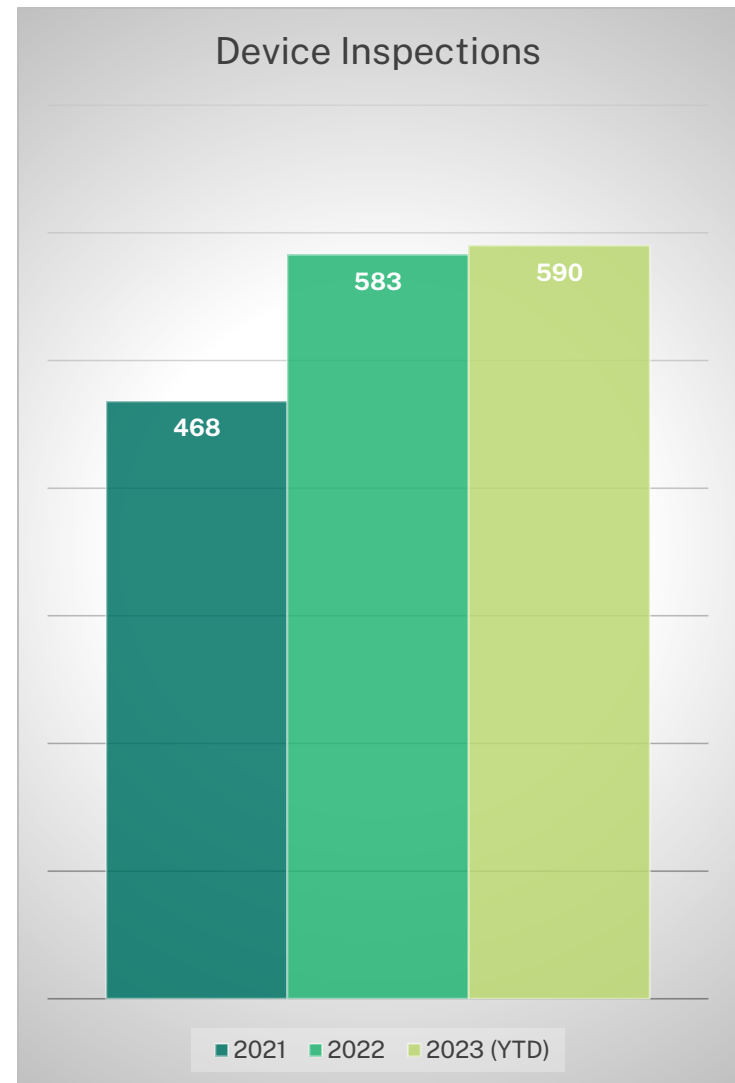
A0431700	423000	CS Healing Communities Study	229,430	71,425	0	0	0
A0431800	422800	Pay to TLS Contractors	754,608	754,608	860,788	860,788	860,788
A0431900	422800	Payments to Credo Contractors	112,632	0	66,428	66,428	66,428
A0432200	422800	Payments to ARC Contractors	31,659	31,659	33,415	33,415	33,415
A0432200	499900	MH Services ARC	(17,745)	0	0	0	0
A0432400	422800	Payments to NRCIL Contractors	874,579	874,579	925,385	925,385	925,385
A0432500	422800	Payments to MVP Contractors	254,661	254,661	0	0	0
A0432500	499900	Mountain View Prevention	(38,884)	0	0	0	0
A0432600	499900	OMH Crisis Management Expend	(7,124)	0	300,000	300,000	300,000
A0432700	422800	MH Contractors - OMH Veterans	0	175,000	104,000	104,000	104,000
A0432700	499900	OMH Veterans Expenditures	25,000	0	0	0	0
A0433500	430100	Telephone	316	0	0	0	0
A0433500	440100	Postage	(25)	100	100	100	100
A0433500	440700	Supplies	215	500	500	500	500
A0433500	440901	IT Services Costs	764	898	1,500	1,500	1,500
A0433500	450100	Education and Training	0	300	600	600	600
A0433500	450500	Dues/Subscriptions	1,621	1,670	1,720	1,720	1,720
A0433500	450700	Travel	471	1,500	1,600	1,600	1,600
A0433500	470300	Vehicle Expense	0	100	100	100	100
A0433500	488100	Suicide Prevention	53	0	0	0	0
A0433500	488101	Crisis Response Team	5,982	0	0	0	0
A0433500	488105	OASAS Jail Treatment Expense	11,250	104,305	42,900	42,900	42,900
A0433500	488110	Fed Salary Share Prog Support	0	25,000	0	0	0
A0433500	490100	Professional Services	21,884	28,850	30,000	30,000	30,000
A0433500	490700	Legal/Adv	(11)	150	150	150	150
A0433500	490900	Miscellaneous	330	750	750	750	750
A0433700	499900	Community Services SPC NY	5,315	0	0	0	0
TOTAL	Community Services		(37,146)	97,590	200,658	180,153	180,153

Consumer Affairs

Also known as Weights & Measures, this service has been shared with Jefferson County since 2016.

Types of Services/Assistance

- Device Testing
- Commodity Inspections
- Petroleum Sampling
- Milk Tank Calibrations
- Consume Complaints
- Price Verification
- Non-Commercial Device Testing



6610	Consumer Affairs		2022	2023	2024	2024	2024
			Actual	Orig. Bud	Dept. Request	Tentative	Adopted
43	Equipment						
A0661000	223400	Vehicle Lease	5,841	5,900	2,000	5,500	5,500
44	Contractual						
A0661000	470300	Cons Affs Vehicle Exp Gas/Oil	1,370	1,000	1,200	1,400	1,400
A0661000	480300	Cons Affs Rent	1,161	600	0	0	0
A0661000	490100	Cons Affs Prof Svcs Primary	51,008	72,000	70,000	76,000	76,000
A0661000	490900	Cons Affs Misc Expenses	0	200	500	1,000	1,000
TOTAL	Consumer Affairs		59,379	79,700	73,700	83,900	83,900

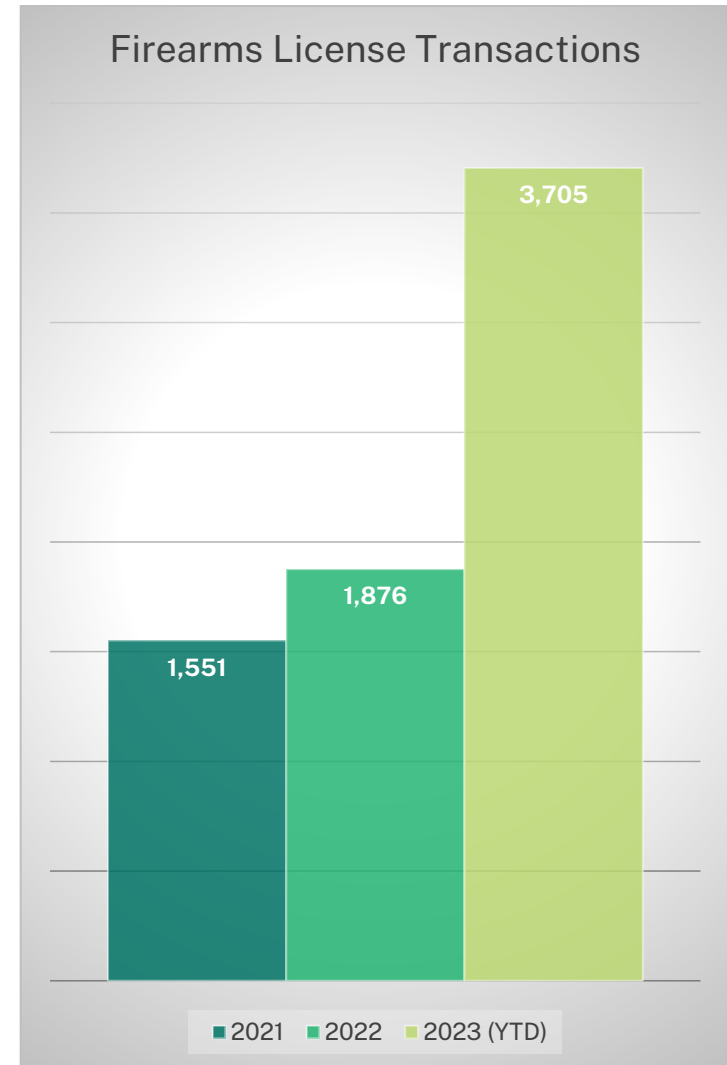
County Clerk

Initiatives

- Complete back scanning of all Lewis County Pistol Licenses.
- Completely scan in all old DBAs and Corporation filings that can safely be scanned without destruction of historical documents.
- Begin the process of back scanning old civil cases prior to 2007 for public access within our online records.

Key Budgetary Issues

- The continuing increase in postage.
- Increase in office supplies.
- NYS DMV revenue retention from 12.7% in office and 3.25% for internet, to a straight 10.75% for all transactions.
- The continuing decrease of Mortgage Tax revenue due to high interest rates.



1410	County Clerk		2022	2023	2024	2024	2024
			Actual	Orig. Bud	Dept. Request	Tentative	Adopted
31	Local Sources						
A0141000	312550	County Clerk Fees	(574,335)	(585,000)	(565,000)	(565,000)	(565,000)
A0141000	312551	County Clerk Mtg Tax Fees	(297,560)	(200,000)	(180,000)	(180,000)	(180,000)
A0141000	326100	County Clerk Fines/Forfeitures	(5,500)	(3,500)	(3,500)	(3,500)	(3,500)
41	Personal Services						
A0141000	110100	County Clerk Personal Services	372,648	376,508	393,271	393,271	393,271
A0141000	110600	County Clerk Empl Exp Taxable	166	0	0	0	0
42	Fringe						
A0141000	801000	County Clerk Retirement	33,289	31,500	48,011	48,011	48,011
A0141000	803000	County Clerk FICA	27,170	27,400	28,000	28,000	28,000
A0141000	804000	County Clerk Workers' Comp	6,549	6,665	6,961	6,961	6,961
A0141000	805000	County Clerk Unemployment Ins	5,091	0	0	0	0
A0141000	806000	County Clerk Health Insurance	38,828	42,652	55,432	55,432	55,432
A0141000	807000	County Clerk Dental Insurance	3,379	3,480	3,418	3,418	3,418
43	Equipment						
A0141000	221100	County Clerk Office Equipment	0	4,100	0	0	0
A0141000	221701	IT Departmental Capital costs	1,327	5,600	6,300	6,300	6,300
44	Contractual						
A0141000	430100	County Clerk Telephone	4,302	5,000	5,500	5,500	5,500
A0141000	440100	County Clerk Postage	7,359	8,345	9,300	9,300	9,300
A0141000	440700	County Clerk Supplies	4,408	5,750	6,000	6,000	6,000
A0141000	440901	IT Services Costs	2,198	2,686	3,340	3,340	3,340
A0141000	450500	County Clerk Dues	225	650	650	650	650
A0141000	450700	County Clerk Travel & Substnce	1,146	2,600	2,600	2,600	2,600
A0141000	480300	County Clerk DMV Lease	1,900	0	0	0	0
A0141000	490100	County Clerk Prof Services	103,294	116,520	119,000	119,000	119,000
A0141000	490900	County Clerk Miscellaneous	102	800	800	800	800
A0141000	493200	County Clerk Record Storage	660	1,800	2,000	2,000	2,000
A0146000	499900	Co Clerk Rec Manage	400	0	0	0	0
A0167000	440100	Central Postage	306	8,700	8,000	8,000	8,000
TOTAL	County Clerk		(262,649)	(137,744)	(49,917)	(49,917)	(49,917)

County Manager

Appointed by the County Board of Legislators, the County Manager oversees the daily operations of Lewis County government. The County Manager coordinates interdepartmental activities and projects and represents the county in various community endeavors. Specific responsibilities include development and implementation of county policies, negotiation of union contracts and labor issues, recruitment, supervision and evaluation of department heads, and general administration of county projects. The County Manager also serves as County Budget Officer and manages the county's \$63M annual budget.

1020	County Manager		2022	2023	2024	2024	2024
			Actual	Orig Bud	Dept Request	Tentative	Adopted
41	Personal Services						
A0102000	110100	Co Mgr Personal Services	121,468	123,988	133,135	165,672	165,672
A0102000	110600	Co Mgr Employee Exp Taxable	0	250	150	150	150
42	Fringe						
A0102000	801000	Co Mgr Retirement	15,458	16,000	22,953	27,103	27,103
A0102000	803000	Co Mgr FICA	9,015	9,190	9,546	12,355	12,355
A0102000	804000	Co Mgr Workers' Comp	2,054	2,200	2,282	2,933	2,933
A0102000	806000	Co Mgr Health Insurance	4,612	5,031	5,786	18,907	18,907
A0102000	807000	Co Mgr Dental Insurance	862	890	898	898	898
43	Equipment						
A0102000	221701	IT Departmental Capital costs	836	600	0	0	0
44	Contractual						
A0102000	440901	IT Services Costs	316	716	420	420	420
A0102000	450500	Co Mgr Dues/Subs/Sup/Bks	1,231	2,500	1,500	1,500	1,500
A0102000	450700	Co Mgr Travel & Subsistence	2,712	3,000	3,000	3,000	3,000
A0102000	490900	Co Mgr Misc Expenses	10,075	25,000	25,000	25,000	25,000
TOTAL	County Manager		168,638	189,365	204,670	257,938	257,938

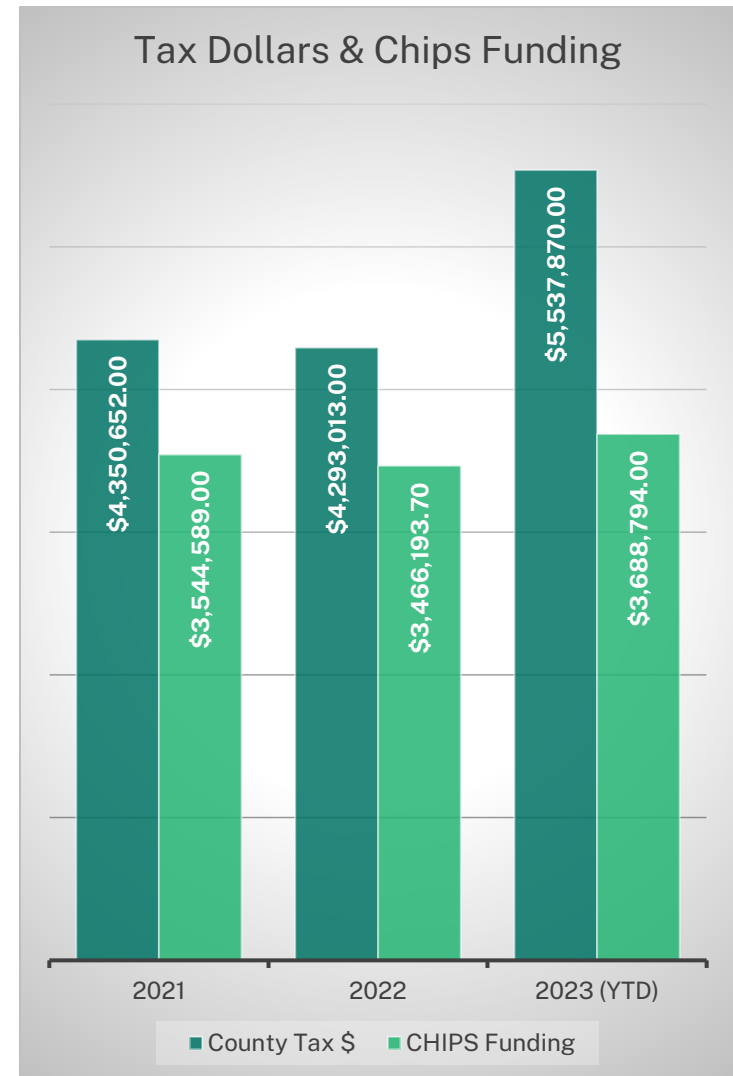
County Roads

Initiatives

- Implement new payroll procedures. (Less office staff, more efficient payroll).
- Implement new asset management software. (Less office staff, better data).
- More Highway Maintenance. (Improve the life of the roads).

Key Budgetary Issues

- As the health of the fleet continues to improve the cost of fleet repairs continues to improve. As the cost of materials and Equipment increases, it will be important we continue to push for increases in CHIPS funding.



5010	County Road		2022	2023	2024	2024	2024
			Actual	Orig Bud	Dept Request	Tentative	Adopted
31	Local Sources						
D0501000	323020	CR Snow Removal Other Gov't	(73,964)	(85,000)	(85,000)	(85,000)	(85,000)
D0501000	324010	CR Interest	(535)	0	0	0	0
D0501000	324012	Chemung Interest	0	0	0	0	0
D0501000	324013	NYCLASS Interest	0	0	0	0	0
D0501000	326500	CR Sale of Scrap	(667)	(250)	0	0	0
D0501000	326501	CR Sales to Towns Etc	(64,875)	(48,000)	(48,000)	(48,000)	(48,000)
D0501000	326550	CR Minor Sales	(5,223)	(2,000)	0	0	0
D0501000	326800	CR Ins Recov/Comp Reimb	(2,726)	0	0	0	0
D0501000	327010	CR Refund of Prior Years Exp	(866)	0	0	0	0
D0501000	327700	CR Sand & Salt Receivables	(27,093)	(25,000)	(25,000)	(25,000)	(25,000)
D0501000	328010	CR Interfund Rev/Cap Bridges	327	0	(4,564,083)	(4,564,083)	(4,564,083)
33	State Sources						
D0501000	335011	CR CHIPS Capital	(3,466,194)	(3,466,194)	(3,688,793)	(3,688,793)	(3,688,793)
D0501000	337850	CR Disaster Assistance State	0	0	0	0	0
34	Federal Sources						
D0501000	347850	CR Disaster Assistance Federal	0	0	0	0	0
39	Interfund Sources						
D0501000	350310	CR Transfer from General	(4,293,013)	(4,337,870)	0	0	0
41	Personal Services						
D0501000	110100	CR Admin Personal Services	217,918	165,866	212,690	212,690	212,690
D0511000	110100	CR Maint Personal Services	261,126	215,011	271,200	271,200	271,200
D0511000	110200	CR Personal Service Temp Maint	59,154	22,155	71,700	71,700	71,700
D0511000	110300	CR Overtime Maint	7,695	10,250	10,200	10,200	10,200
D0512000	110100	CR Cap Improvement Regular Pay	153,468	260,358	216,900	216,900	216,900
D0512000	110200	CR Cap Improvement Temp Pay	22,563	102,760	60,400	60,400	60,400
D0512000	110300	CR Cap Improvement Overtime	16,905	28,150	20,400	20,400	20,400
D0514200	110100	CR Snow Personal Services	549,907	512,266	542,300	542,300	542,300
D0514200	110200	CR Personal Services Temp Snow	6,017	15,000	15,100	15,100	15,100
D0514200	110300	CR Overtime Snow	165,906	165,000	168,300	168,300	168,300
D0514200	110600	CR Snow Employee Exp Taxable	493	2,000	2,000	2,000	2,000
D0550000	110100	CR Bridges Personal Services	42,459	54,075	54,300	54,300	54,300
D0550000	110200	CR Personal Srvcs Temp Bridges	245	5,125	3,800	3,800	3,800
D0550000	110300	CR Overtime Bridges	255	500	5,100	5,100	5,100

42 Fringe							
D0501000	801000	CR Admin Retirement	160,354	157,000	150,763	150,763	150,763
D0501000	803000	CR Admin FICA	109,647	113,715	100,463	100,463	100,463
D0501000	804000	CR Admin Workers' Comp	68,029	69,310	64,438	64,438	64,438
D0501000	805000	CR Admin Unemployment Ins	10,061	30,000	30,000	30,000	30,000
D0501000	806000	CR Fringe Health Ins	190,010	245,043	195,522	195,522	195,522
D0501000	807000	CR Fringe Dental Ins	14,194	15,770	11,876	11,876	11,876
43 Equipment							
D0501000	221701	IT Departmental Capital costs	1,664	1,250	0	0	0
D0501000	290900	CR Misc Equip	283,991	515,166	239,700	239,700	239,700
44 Contractual							
D0501000	440100	CR Postage	663	900	900	900	900
D0501000	440300	CR Printing	591	900	900	900	900
D0501000	440700	CR Supplies	587	3,400	4,000	4,000	4,000
D0501000	440901	IT Services Costs	13,874	14,341	15,892	15,892	15,892
D0501000	450700	CR Travel & Subsistence	3,439	4,000	5,000	5,000	5,000
D0501000	490100	CR Professional Services	34,208	27,000	27,000	27,000	27,000
D0501000	490200	Professional Services Secondar	0	0	30,000	30,000	30,000
D0501000	490900	CR Admin Miscellaneous Exp	656	500	500	500	500
D0511000	485110	CR Maintenance Equipment	53,376	67,000	155,365	155,365	155,365
D0511000	491020	CR Maintenance Pipe Orders	49,778	63,000	63,000	63,000	63,000
D0511000	491030	CR Maintenance Safety Items	9,766	22,000	22,000	22,000	22,000
D0511000	491040	CR Maintenance Road Items	122,029	86,000	130,000	130,000	130,000
D0511000	491560	CR Maintenance Patch Material	35,572	45,000	0	0	0
D0511000	494903	CR Maint All Type of Ins	6,483	7,000	7,000	7,000	7,000
D0514200	485142	CR Snow Equipment Expense	320,000	346,814	310,729	310,729	310,729
D0514200	490120	CR Snow & Ice Agreements	1,166,606	1,218,662	1,271,973	1,271,973	1,271,973
D0514200	490210	CR Snow Salt Purchase	61,963	80,000	80,000	80,000	80,000
D0514200	490220	CR SnowDot Other Purchases	25,488	50,000	50,000	50,000	50,000
D0514200	490230	Snow Road Sweeping	0	15,000	15,000	15,000	15,000
D0522290	495222	CR Sign Shop Supplies	28,820	50,000	60,000	60,000	60,000
D0550000	491501	CR Bridge Inspections/Engineer	39,348	22,000	22,000	22,000	22,000
D0550000	491520	CR Bridge Materials All	10,658	65,000	30,000	30,000	30,000
45 Contractual Highway							
D0501000	495152	CR Striping	55,563	90,000	100,000	100,000	100,000
D0512000	485120	CR Capital Improvement Equipment	188,660	210,537	124,292	124,292	124,292
D0512000	495120	CR Capital Improvement Materia	2,799,133	2,349,223	3,027,101	3,027,101	3,027,101
D0515000	495151	CR Surface Treatment	525,000	525,000	550,000	550,000	550,000
D0550000	485500	CR Bridge Equipment Expense	35,000	45,267	31,072	31,072	31,072
TOTAL	County Road		(5,505)	150,000	170,000	170,000	

5130	Machinery		2022	2023	2024	2024	2024
			Actual	Orig. Bud	Dept. Request	Tentative	Adopted
DM513000	357100	2022 Bond	(400,000)	0	0	0	
31	Local Sources						
DM513000	324010	Machinery Interest	(924)	0	0	0	0
DM513000	324012	Chemung Interest	0	0	0	0	0
DM513000	326500	Machinery Sale of Scrap	(3,009)	(600)	0	0	0
DM513000	326502	Machinery Fuel Sales	(459,424)	(513,903)	(550,000)	(550,000)	(550,000)
DM513000	326650	Machinery Sale of Equipment	(134,982)	0	0	0	0
DM513000	328015	Machinery Bridge Equip Income	(35,000)	(45,267)	(31,072)	(31,072)	(31,072)
DM513000	328016	Machinery Maint Equip Income	(53,376)	(67,000)	(155,365)	(155,365)	(155,365)
DM513000	328017	Machinery Snow Equip Income	(320,000)	(346,814)	(310,729)	(310,729)	(310,729)
DM513000	328021	Capital Improvement Equipm	(188,660)	(210,537)	(124,292)	(124,292)	(124,292)
39	Interfund Sources						
DM513000	350310	Machine Transfer from General	(400,000)	0	0	0	0
41	Personal Services						
DM513000	110100	Machinery Personal Services	164,467	162,052	171,040	171,040	171,040
DM513000	110300	Machinery Overtime	3,812	4,250	4,250	4,250	4,250
42	Fringe						
DM513000	801000	Machine Retirement	19,312	15,600	16,506	16,506	16,506
DM513000	803000	Machinery FICA	11,932	11,315	11,854	11,854	11,854
DM513000	804000	Machinery Workers' Comp	1,764	1,380	1,454	1,454	1,454
DM513000	806000	Machinery Fringe Health Ins	34,679	37,832	43,507	43,507	43,507
DM513000	807000	Machinery Fringe Dental Ins	1,724	1,779	1,797	1,797	1,797

43 Equipment							
DM513000	220600	Machine Smaller Shop Equip	14,425	0	0	0	0
DM513000	223300	Machinery Vehicles	772,554	0	0	0	0
DM513000	223400	Machinery Vehicle Lease	113,159	0	0	0	0
44 Contractual							
DM513000	430400	Machinery Fuel Oil/Heating	5,931	10,300	10,300	10,300	10,300
DM513000	440600	Machinery Tools	9,655	41,113	40,000	40,000	40,000
DM513000	440700	Machinery Supplies for Shop	16,446	45,000	35,000	35,000	35,000
DM513000	460500	Machine Shop Equipment Repair	455	4,000	0	0	0
DM513000	470100	Machinery Vehicle Repairs	175,384	175,000	150,000	150,000	150,000
DM513000	470300	Machinery Vehicle Gas/Oil Exp	788,635	643,000	650,000	650,000	650,000
DM513000	470500	Machinery Vehicle Ins/Reg	11,837	13,000	13,500	13,500	13,500
DM513000	490300	Machine All Types of Insurance	17,070	18,500	22,250	22,250	22,250
TOTAL	Machinery		167,869	0	0	0	0
9710	Debt		2022	2023	2024	2024	2024
			Actual	Orig. Bud	Dept. Request	Tentative	Adopted
46 Principal in Debt							
DM971000	664100	Principal DM Bond	80,000	0	0	0	0
47 Interest on Debt							
DM971000	764100	Interest DM Bond	1,891	0	0	0	0
TOTAL	Debt		81,891	0	0	0	0
TOTAL	Machinery		249,760	0	0	0	0
			(9,930,204)	(9,148,435)	(9,582,334)	(9,582,334)	(9,582,334)
			10,174,459	9,298,435	9,752,334	9,752,334	9,752,334
		GRAND TOTAL	244,255	150,000	170,000	170,000	170,000

Debt

Lewis County, including Lewis County Health Systems, collectively holds \$55,480,000 of Debt. Measured against the county's assets and community economic outlook, this represents approximately 35% of the county's Constitutional Debt limit. The County's credit rating remains in excellent condition.

9710	Debt		2022	2023	2024	2024	2024
			Actual	Orig. Bud	Dept. Request	Tentative	Adopted
33	State Sources						
A0971000	330002	Debt Sbsdy Court House Debt In	(114,620)	(90,000)	(90,000)	(90,000)	(90,000)
46	Principal in Debt						
A0971000	663100	Debt Principal CH Bond	365,000	370,000	375,000	375,000	375,000
A0971000	663300	Debt Principal 2022 Facilities	0	358,200	675,000	675,000	675,000
47	Interest on Debt						
A0971000	799900	Debt Int CH Bond	208,763	199,113	188,400	188,400	188,400
A0971000	799910	Debt Interest 2022 Facilities	0	908,026	592,315	592,315	592,315
TOTAL	Debt		459,143	1,745,339	1,740,715	1,740,715	1,740,715

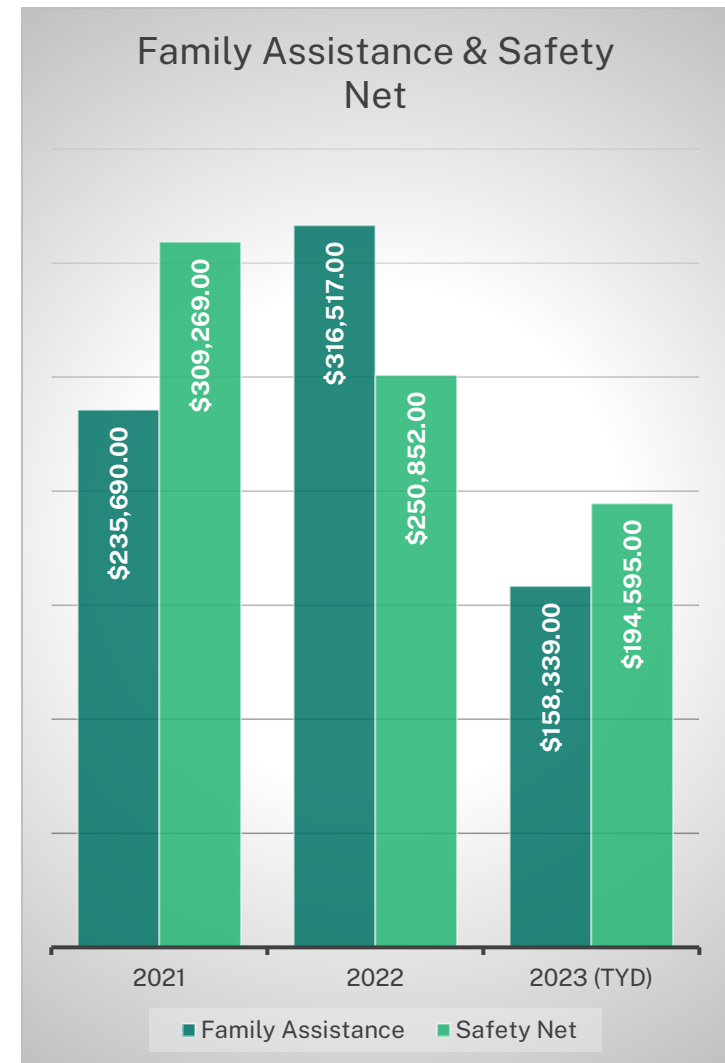
Department of Social Services

Initiatives

- Child Care Subsidy Eligibility Expansion
- Enhanced Summer Youth Employment
- Post Graduate Fellowship Program

Key Budgetary Issues

Medicaid weekly shares are increasing due to the reduction in Enhanced Federal Medicaid Participation (E-FMAP) passed through to counties by NYS.



6010	Department of Social Services		2022	2023	2024	2024	2024
			Actual	Orig. Bud	Dept. Request	Tentative	Adopted
31	Local Sources						
A0601000	318110	DSS Child Support Collection	(25,744)	(25,000)	(27,259)	(27,259)	(27,259)
A0601000	318120	DSS Child Support Unit Fees	(14,297)	(8,000)	(10,000)	(10,000)	(10,000)
A0601000	318450	DSS Home Studies Fee	(500)	(1,000)	(1,000)	(1,000)	(1,000)
A0601000	318460	DSS Medical Assessments	0	5,000	5,000	5,000	5,000
A0601000	318520	DSS Repay SNAP	(20,474)	(1,000)	(1,000)	(1,000)	(1,000)
A0601000	318800	DSS Recovery Fees	(2,253)	(5,000)	(2,000)	(2,000)	(2,000)
A0601000	327052	Pratt Northam	(4,973)	(5,350)	0	0	0
A0601000	327061	Careers Here Reimbursement	(5,465)	0	0	0	0
A0610100	318010	DSS Repay Medical Assistance	(117,545)	(157,000)	(157,000)	(157,000)	(157,000)
A0610900	318090	DSS Repay TANF	(31,073)	(98,000)	(98,000)	(98,000)	(98,000)
A0611900	318190	DSS Repay Foster Care	(14,472)	(45,000)	(45,000)	(45,000)	(45,000)
A0614000	318400	DSS Repay Safety Net	(10,610)	(35,000)	(35,000)	(35,000)	(35,000)
A0614200	318420	DSS Repay Emergency Aid Adults	(48)	(1,000)	(1,000)	(1,000)	(1,000)
A0614800	318480	DSS Repay Burials	(6,165)	2,500	0	0	0
A0616000	327048	Rental Supplement County share	0	(25,000)	(25,000)	(25,000)	(25,000)
33	State Sources						
A0601000	336100	DSS State Admin	(352,910)	(899,736)	(946,522)	(946,522)	(946,522)
A0601000	336610	DSS State Foster Care BG	0	(372,451)	(372,451)	(372,451)	(372,451)
A0605500	336550	DSS State Day Care	(211,065)	(178,714)	(250,200)	(250,200)	(250,200)
A0610100	336010	DSS State Medical Assistance	68,391	98,000	98,000	98,000	98,000
A0610100	336105	DSS State CFCO	0	(10,000)	(5,000)	(5,000)	(5,000)
A0610900	336090	DSS State TANF	(1,264)	0	0	0	0
A0610900	336190	DSS State Foster Care	(36,251)	0	0	0	0
A0611900	336190	DSS State Foster Care	(348,890)	(95,000)	(95,000)	(95,000)	(95,000)
A0611900	336610	DSS State Foster Care BG	0	(101,000)	(101,000)	(101,000)	(101,000)
A0614000	336400	DSS State Safety Net Assistance	(66,516)	(219,132)	(210,367)	(210,367)	(210,367)
A0614200	336420	DSS State Emergency Assistance	(1,192)	(5,000)	(5,000)	(5,000)	(5,000)
A0615000	338203	Safe Harbor	11,055	(43,350)	(43,350)	(43,350)	(43,350)
A0616000	336401	NYS Rental Supplement revenue	(25,000)	(100,000)	(100,000)	(100,000)	(100,000)
34	Federal Sources						
A0601000	346100	DSS Fed Admin	(1,156,662)	(1,616,025)	(1,616,025)	(1,616,025)	(1,616,025)
A0601000	346110	DSS Fed SNAP Admin	(359,282)	(595,893)	(607,811)	(607,811)	(607,811)
A0610100	346010	DSS Fed Medical Assistance	41,568	59,000	59,000	59,000	59,000
A0610900	346090	DSS Fed TANF	(533,504)	(299,901)	(305,299)	(305,299)	(305,299)
A0610900	346150	DSS Fed FFFS	(1,816,737)	(1,346,901)	(1,168,099)	(1,168,099)	(1,168,099)
A0610900	346190	DSS Fed FC-Child Welfare	(29,798)	0	0	0	0
A0611900	346190	DSS Fed FC-Child Welfare	(257,520)	(158,495)	(159,288)	(159,288)	(159,288)
A0611900	346610	DSS Fed IV-B FC Block Grant	0	(25,000)	(25,000)	(25,000)	(25,000)
A0611900	346700	DSS Fed TitleXX	111,983	(25,000)	(25,000)	(25,000)	(25,000)
A0612300	346090	DSS Fed TANF	0	(25,000)	(25,000)	(25,000)	(25,000)

A0614000	346400	DSS Fed Safety Net Admin	(19,955)	(7,000)	(12,000)	(12,000)	(12,000)
A0614100	346410	DSS FED HEAP	96,101	0	0	0	0
41 Personal Services							
A0601000	110100	DSS Personal Services	2,911,487	2,957,072	3,192,353	3,192,353	3,192,353
A0601000	110300	DSS Overtime	4,577	10,000	10,000	10,000	10,000
A0601000	110400	DSS Contracted Items	13,608	20,000	20,959	20,959	20,959
A0601000	110600	DSS Employee Exp Taxable	166	200	200	200	200
A0638000	110100	PrattNortham Personal Services	0	0	5,000	5,000	5,000
A0638200	110100	Bridge to Emp Personal Service	0	0	0	0	0
42 Fringe							
A0601000	801000	DSS Retirement	349,535	325,000	450,000	450,000	450,000
A0601000	803000	DSS Administration FICA	207,158	211,100	220,311	220,311	220,311
A0601000	804000	DSS Admin Workers' Comp	48,177	53,550	55,650	55,650	55,650
A0601000	805000	DSS Admin Unemployment Ins	10,787	0	0	0	0
A0601000	806000	DSS Health Insurance	578,674	609,643	810,072	810,072	810,072
A0601000	807000	DSS Dental Insurance	38,178	38,868	46,769	46,769	46,769
A0601000	890100	DSS Retiree Health Insurance	535,478	604,000	728,679	728,679	728,679
A0610900	803000	DSS TANF FICA	4,959	0	0	0	0
A0610900	804000	DSS TANF Workers' Comp	1,196	0	0	0	0
A0610900	805000	DSS TANF Unemployment Ins	163	0	0	0	0
A0638200	803000	Bridge to Employ FICA	0	0	0	0	0
43 Equipment							
A0601000	221700	DSS Computers	1,814	12,000	12,000	12,000	12,000
A0601000	223400	DSS Vehicle Lease	54,120	65,100	45,000	45,000	45,000
44 Contractual							
A0601000	430100	DSS Telephone	1,893	1,500	10,200	10,200	10,200
A0601000	436600	DSS Paternity Test	(615)	1,000	1,000	1,000	1,000
A0601000	440100	DSS Postage	7,154	15,000	18,000	18,000	18,000
A0601000	440500	DSS Copier	5,421	6,500	6,500	6,500	6,500
A0601000	440700	DSS Supplies	10,265	31,000	35,000	35,000	35,000
A0601000	440901	IT Services Costs	12,040	15,272	11,000	11,000	11,000
A0601000	450100	DSS Educ/Training	12,056	24,500	30,000	30,000	30,000
A0601000	450500	DSS Dues/Subscriptions	6,004	5,500	6,000	6,000	6,000
A0601000	450700	DSS Travel and Subsistence	2,158	32,000	20,000	20,000	20,000
A0601000	470100	DSS Vehicle Repairs	837	5,000	5,000	5,000	5,000
A0601000	470300	DSS Vehicle Gas & Oil	8,474	15,000	15,000	15,000	15,000
A0601000	480300	DSS Building Rent - MLR	162,000	167,400	200,880	200,880	200,880
A0601000	490100	DSS Professional Services	494,001	650,230	651,019	651,019	651,019
A0601000	490101	DSS Medical Exp Paid Local	0	10,000	10,000	10,000	10,000
A0601000	490300	DSS All Types Insurance	25,903	30,000	36,000	36,000	36,000
A0601000	490800	DSS Local Share Cost	21,689	20,000	20,000	20,000	20,000

A0601000	490900	DSS Misc. Expense	3,096	5,000	10,000	10,000	10,000
A0605500	499900	DSS Daycare	166,958	178,714	250,200	250,200	250,200
A0607000	499900	DSS Title XX	112,578	55,000	75,350	75,350	75,350
A0610100	471800	DSS CFCO	0	10,000	5,000	5,000	5,000
A0610100	499900	DSS Medical Assistance	0	2,000	2,000	2,000	2,000
A0610200	461300	DSS MMIS IGT	2,965,190	2,400,000	2,400,000	2,400,000	2,400,000
A0610200	499900	DSS MMIS	4,280,436	5,200,000	5,203,748	5,203,748	5,203,748
A0610900	460900	DSS Non-Res DV	42,642	0	87,857	87,857	87,857
A0610900	461000	DSS TANF-Foster Care	289,407	400,000	400,000	400,000	400,000
A0610900	461100	DSS TANF FFFS Service Plan	23,752	50,291	95,172	95,172	95,172
A0610900	461200	DSS TANF FFFS Non-Recurrent	10,000	2,200	17,908	17,908	17,908
A0610900	499000	DSS TANF	326,017	400,000	350,000	350,000	350,000
A0611900	499900	DSS Foster Care	856,261	1,200,000	1,200,000	1,200,000	1,200,000
A0612300	499900	DSS Juvenile Delinquents	0	15,000	8,000	8,000	8,000
A0614000	499900	DSS Safety Net Assistance	221,427	350,000	275,000	275,000	275,000
A0614100	499900	DSS HEAP	(57,831)	0	0	0	0
A0614200	499900	DSS Emergency Aid to Adults	2,383	10,000	10,000	10,000	10,000
A0614800	499900	DSS Burials	17,622	77,000	77,000	77,000	77,000
A0615000	453000	Safe Harbor	25,605	43,350	43,350	43,350	43,350
A0616000	490900	Miscellaneous	450	25,000	25,000	25,000	25,000
A0616000	499900	Expenditures	25,000	100,000	100,000	100,000	100,000
A0638200	499900	Bridge to Employ Expenditure	0	0	30,000	30,000	30,000
A0638250	499900	Post Grad Program Expenditures	0	0	0	0	0
TOTAL	Department of Social Services		9,699,286	10,094,542	11,020,506	11,020,506	11,020,506

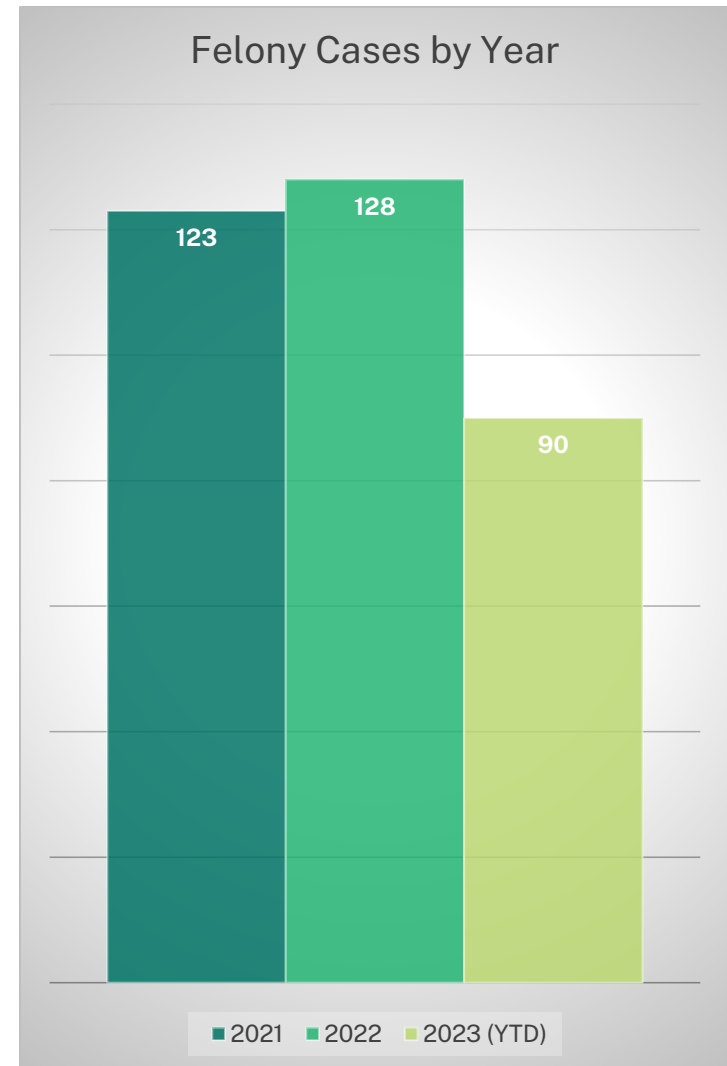
District Attorney

Initiatives

- Focus on recruitment (and retention) for future ADA positions and staffing positions.
- Continued management of influx of state police body-worn camera footage for discovery.
- Maintain coverage of court dates, Grand Jury dates and trial schedule.

Budgetary Issues

- Continue to balance demands of discovery and maintaining budgetary concern.
- Coroner: shortage of medical examiners and long-term strategies for recruitment.



1165	District Attorney		2022	2023	2024	2024	2024
			Actual	Orig. Bud	Dept. Request	Tentative	Adopted
31	Local Sources						
A0116500	326101	DA Traffic Diversion	(16,775)	(20,175)	(16,800)	(16,800)	(16,800)
A0116500	326260	DA Forfeiture of Crime Procds	0	0	0	0	0
A0116500	327061	Careers Here	(5,840)	0	0	0	0
33	State Sources						
A0116500	330300	DA Salary Assistance	(72,189)	(72,189)	(72,189)	(72,189)	(72,189)
A0116500	330301	DA Aid to Prosecution	(30,200)	(30,200)	(60,000)	(60,000)	(60,000)
A0116500	330302	DA NYS Discovery	0	(57,033)	(58,206)	(58,206)	(58,206)
41	Personal Services						
A0116500	110100	DA Personal Services	535,478	555,922	552,755	578,663	578,663
42	Fringe						
A0116500	801000	DA Retirement	53,802	57,100	73,800	76,727	76,727
A0116500	803000	DA FICA	36,013	39,835	40,670	42,652	42,652
A0116500	804000	DA Workers' Comp	8,381	9,840	9,784	10,242	10,242
A0116500	806000	DA Health Insurance	63,510	75,920	94,218	94,218	94,218
A0116500	807000	DA Dental Insurance	3,648	3,965	4,492	4,492	4,492
43	Equipment						
A0116500	221700	DA Computers	(806)	0	0	0	0
A0116500	221701	IT Departmental Capital costs	2,237	1,750	4,000	4,000	4,000
A0116500	223300	DA Vehicles	0	0	0	0	0
44	Contractual						
A0116500	440100	DA Postage	1,081	0	0	0	0
A0116500	440700	DA Supplies	4,641	3,500	3,500	3,500	3,500
A0116500	440901	IT Services Costs	2,912	2,455	3,200	3,200	3,200
A0116500	450500	DA Dues/Subs/Sup/Bks	11,844	14,000	15,500	15,500	15,500
A0116500	450700	DA Travel & Subsistence	3,001	6,100	6,100	6,100	6,100
A0116500	470100	DA Vehicle Repairs	2,360	7,500	5,000	5,000	5,000
A0116500	470300	Vehicle Exp-Gas/Oil	0	3,000	0	0	0
A0116500	489100	Drug Task Force	0	7,000	12,000	12,000	12,000
A0116500	490100	DA Professional Services	37,399	35,000	35,000	35,000	35,000
A0116500	493600	DA Prosecution Fund	12,454	15,000	15,000	15,000	15,000
TOTAL	District Attorney		652,949	658,290	667,824	699,099	699,099

1185	Coroner		2022	2023	2024	2024	2024
			Actual	Orig. Bud	Dept. Request	Tentative	Adopted
41	Personal Services						
A0118500	110100	Coroner Personal Services	28,500	28,500	0	0	0
42	Fringe						
A0118500	801000	Coroner Retirement	4,140	3,700	0	0	0
A0118500	803000	Coroner FICA	2,180	0	0	0	0
A0118500	804000	Coroner Workers' Comp	531	505	0	0	0
43	Equipment						
A0118500	290900	Misc Equip	0	0	0	0	0
44	Contractual						
A0118500	440700	Coroner Supplies	137	1,500	1,500	1,500	1,500
A0118500	450500	Coroner Dues/Subs/Sup/Bks	(110)	750	750	750	750
A0118500	450600	Coroner Transp for Deceased	88,860	40,000	40,000	60,000	60,000
A0118500	450700	Coroner Travel & Subsistence	0	500	0	0	0
A0118500	490100	Coroner Professional Services	73,783	40,000	70,000	70,000	70,000
A0118500	490200	Coroner Contract Med/Forn Inv	2,500	42,500	2,500	2,500	2,500
TOTAL	Coroner		200,521	157,955	114,750	134,750	134,750

DWI

NYS Stop DWI Mission:

Reduce the number of persons killed or injured in alcohol and other drug-related traffic crashes;

Promote DWI prevention as a public priority;

Coordinate local efforts in law enforcement, prosecution, probation, rehabilitation, public information, education, and administration.

The Lewis County STOP-DWI program is managed by the probation department.

3315	DWI		2022	2023	2024	2024	2024
			Actual	Orig. Bud	Dept. Request	Tentative	Adopted
31	Local Sources						
A0331500	326150	DWI Fines	(30,189)	(40,000)	(40,000)	(40,000)	(40,000)
A0331500	326151	Stop DWI-VIP	(180)	(500)	(500)	(500)	(500)
33	State Sources						
A0331500	333110	DWI Traffic Safety Grant	(19,291)	(17,500)	(17,500)	(24,000)	(24,000)
A0331500	333111	DWI Grant Sp Traffic Options	0	0	0	0	0
41	Personal Services						
A0331500	110100	DWI Personal Svs Regular Pay	6,200	7,000	7,000	7,000	7,000
42	Fringe						
A0331500	803000	DWI FICA	468	536	536	536	536
44	Contractual						
A0331500	440700	Supplies	1,946	4,000	4,000	4,000	4,000
A0331500	450500	Dues/Subscriptions	0	0	150	150	150
A0331500	450700	Travel	0	0	850	850	850
A0331500	490100	DWI Professional Services	(3,250)	0	0	0	0
A0331500	490200	DWI Probation	5,000	5,000	5,000	5,000	5,000
A0331500	490700	Advertising/Legal Notices	2,313	4,000	4,000	4,000	4,000
A0331500	490900	Miscellaneous	0	0	12,000	12,000	12,000
A0331500	491600	DWI Sheriff	2,124	5,000	5,000	5,000	5,000
A0331500	492400	DWI Traffic Safety Grant	19,291	17,500	17,500	24,000	24,000
A0331500	492600	Stop DWI-VIP	0	500	500	500	500
A0331500	494000	DWI Village PD	2,819	3,000	3,000	3,000	3,000
A0425200	450500	Dues	79	100	0	0	0
A0425200	450700	Travel & Subsistence	(47)	575	0	0	0
A0425200	490900	Miscellaneous	3,269	12,000	0	0	0
TOTAL	DWI		(9,447)	1,211	1,536	1,536	1,536

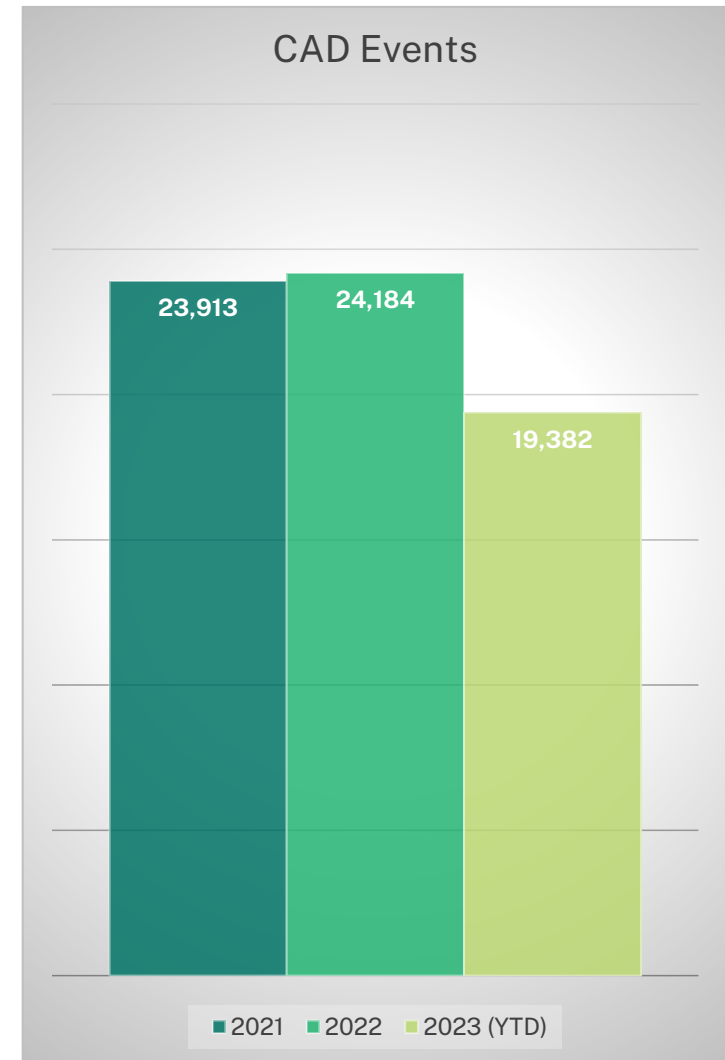
E911

Initiatives

- Complete Radio Camera/lock project - grant covered.
- Fill all open positions in Dispatch - will assist in avoiding OT.
- Update the necessary computers to stay on the five-year funding cycle.

Budgetary Issues

- There is no change to the 911 budget. The 911 Budget is grant and surcharge funded. All projects, updates and annual maintenance of systems are based on the availability of grant and surcharge dollars.



3020	E911		2022	2023	2024	2024	2024
			Actual	Orig. Bud	Dept. Request	Tentative	Adopted
31	Local Sources						
A0302000	311400	E911 Phone Surchg	(118,881)	(160,000)	(160,000)	(160,000)	(160,000)
A0302000	324110	Radio Tower Lease Revenue	(7,700)	0	(12,000)	(12,000)	(12,000)
33	State Sources						
A0302000	331400	E911 PSAP Grant	(227,334)	(150,000)	(150,000)	(150,000)	(150,000)
A0302000	331800	E911 Radio Grant 19-20 State	(308,095)	0	0	0	0
A0302000	331805	E911 Radio Gr 20-21 State Rev	(435,847)	0	0	0	0
A0302000	331806	E911 Radio Gr 22-23 State Rev	0	(680,000)	(1,303,147)	(1,303,147)	(1,303,147)
42	Fringe						
A0302000	803000	E911 FICA	41	0	0	0	0
43	Equipment						
A0302000	290800	E911 PSAP Grant - Equip	0	100,000	100,000	100,000	100,000
A0302000	290900	E911 Misc Equipment	240,006	130,200	210,000	210,000	210,000
A0302000	291805	E911 Radio Gr 20-21 Equip	185,564	0	0	0	0
A0302000	291806	E911 Radio Gr 22-23 Equip	0	230,000	630,000	630,000	630,000
44	Contractual						
A0302000	430100	E911 Telephone	4,630	7,000	5,000	5,000	5,000
A0302000	430300	E911 Electric/Towers	9,667	20,000	18,000	18,000	18,000
A0302000	440700	E911 Supplies	333	300	300	300	300
A0302000	450100	E911 Education/Training	20	1,200	1,500	1,500	1,500
A0302000	450500	E911 Dues	215	600	600	600	600
A0302000	450700	E911 Travel & Subsistence	0	200	200	200	200
A0302000	461805	E911 Radio Gr 20-21 Repairs	42,448	0	0	0	0
A0302000	461806	E911 Radio Gr 22-23 Repairs	0	200,000	330,147	330,147	330,147
A0302000	470600	E911 Rad Grant 17-18 Rep/Maint	(1,369)	0	0	0	0
A0302000	490900	E911 Misc Exp	300	500	500	500	500
A0302000	492900	E911 PSAP Grant -Prof Svs	0	50,000	0	0	0
A0302000	496600	E911 PSAP Prof Services	15,000	0	0	0	0
A0302000	496805	E911 Radio Gr 20-21 Prof Serv	148,593	0	0	0	0
A0302000	496806	E911 Radio Gr 22-23 Prof Serv	0	250,000	400,000	400,000	400,000
TOTAL	E911		(452,409)	0	71,100	71,100	71,100

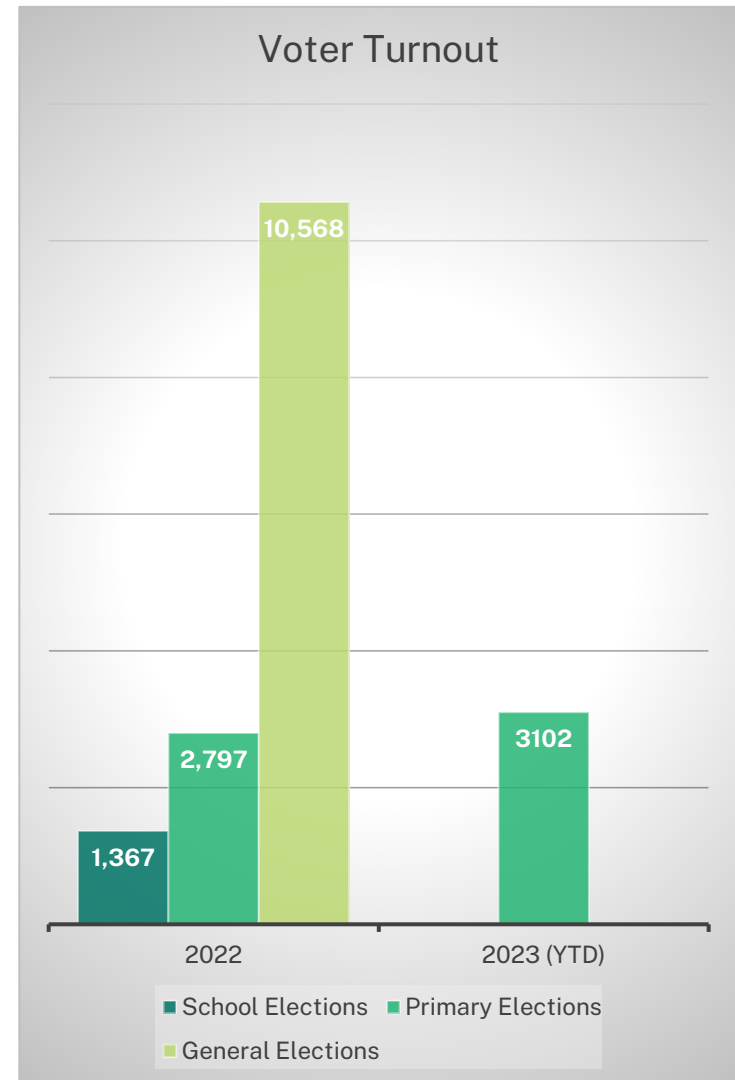
Elections Board

Initiatives

- Implement 100% electronic voting in Lewis County including ballot printing on-demand.
- Visit high schools in Lewis County to promote and educate students and staff and offer the opportunity to register to vote.
- Educate the public on “Running for Office” by holding several round table educational sessions offering all the tools necessary to successfully gain access to the ballot.

Budgetary Issues

- Presidential Election Year – not only will there be an additional election, but an additional 9 days of Early Voting.
 - This will include programming, set up, and printing.
 - We will have above-average voter turnout.
 - We will have at least double the number of registrations and absentee ballots to process.
- There is a need to acquire a trailer for our voting equipment and supplies to deploy for all elections as renting and securing trucks for elections has been extremely difficult.



1450	Elections		2022	2023	2024	2024	2024
			Actual	Orig. Bud	Dept Request	Tentative	Adopted
A0145000	440705	Election Operation Supplies	0	0	0	0	0
	31	Local Sources					
A0145000	312900	Election Fees	(6,189)	(4,000)	(15,000)	(15,000)	(15,000)
	33	State Sources					
A0145000	330005	Elections State Aid	0	0	0	0	0
	41	Personal Services					
A0145000	110100	Elections Personal Services	173,691	175,994	184,034	184,034	184,034
A0145000	110200	Elections Temp Help	160,865	42,000	92,500	92,500	92,500
	42	Fringe					
A0145000	801000	Elections Retirement	18,620	23,100	32,196	32,196	32,196
A0145000	803000	Elections FICA	17,556	14,900	15,870	15,870	15,870
A0145000	804000	Elections Workers' Comp	3,782	3,825	3,965	3,965	3,965
A0145000	806000	Elections Health Insurance	52,670	58,400	43,507	43,507	43,507
A0145000	807000	Elections Dental Insurance	2,993	3,010	2,520	2,520	2,520
	43	Equipment					
A0145000	221701	IT Departmental Capital costs	2,568	4,700	2,700	2,700	2,700
A0145100	221100	ELC Voting Machines	43,500	43,500	51,000	51,000	51,000
	44	Contractual					
A0145000	430100	Elections Telephone	759	850	0	0	0
A0145000	440100	Elections Postage	7,266	6,000	14,500	14,500	14,500
A0145000	440300	Elections Printing	6,475	8,500	13,500	13,500	13,500
A0145000	440700	Elections Supplies	9,431	5,000	7,500	7,500	7,500
A0145000	440901	IT Services Costs	1,150	1,230	2,535	2,535	2,535
A0145000	450000	Elections Gen Primary Reg	35,014	40,000	48,500	48,500	48,500
A0145000	450700	Elections Travel & Subsistence	3,407	4,500	12,500	12,500	12,500
A0145000	480300	Elections Rent/Utilities	56,800	63,843	0	0	0
A0145000	490100	Elections Inspectors	9,166	59,000	0	0	0
A0145000	490700	Elections Legal Notices/Adv	39	600	450	450	450
A0145000	490900	Elections Misc Expenses	2,389	1,500	750	750	750
A0145100	450100	Training	5,159	6,000	0	0	0
TOTAL	Elections		607,113	562,452	513,527	513,527	513,527

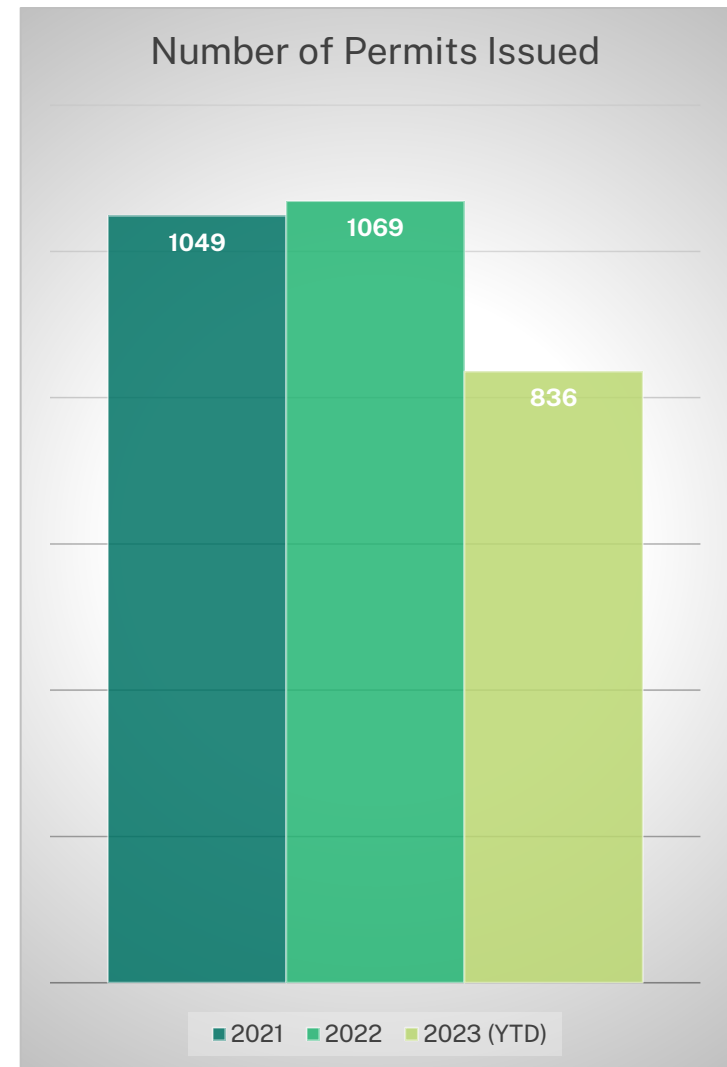
Fire & Building Codes

Initiatives

- Implementation of electronic tracking software.
- Secure further education pertaining to FEMA Regulations.

Budgetary Issues

- Implementing the use of [Cloudpermit](#) software, for use of managing building and fire code permits zoning administration.



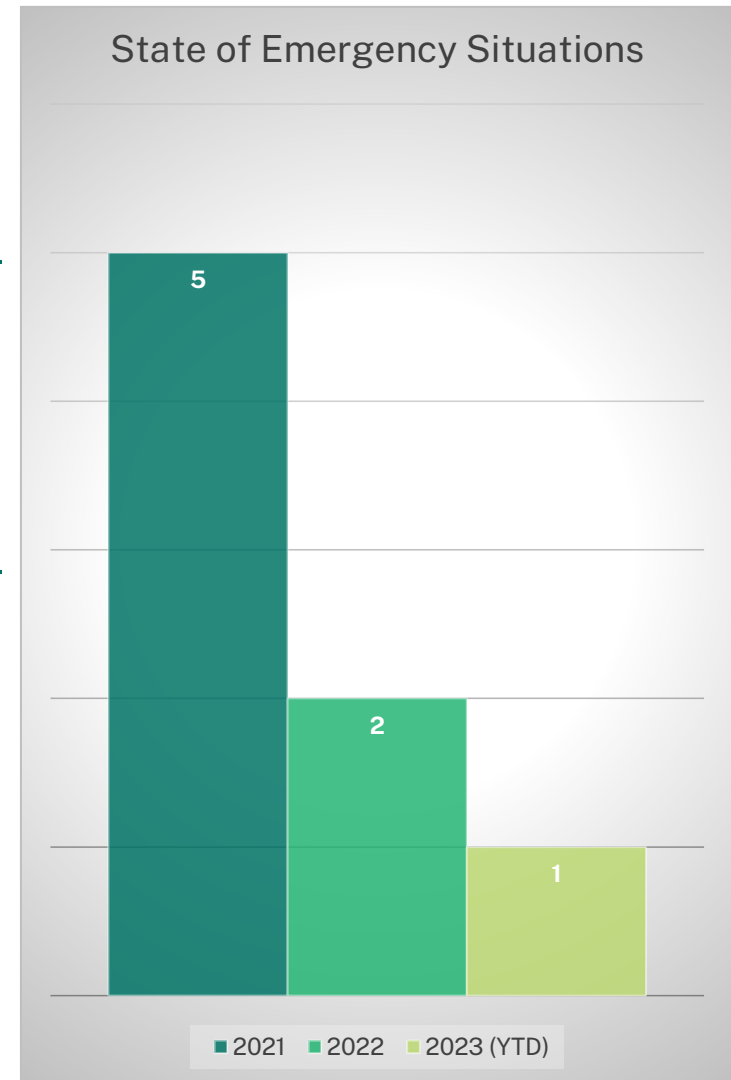
3620	Fire & Building Codes		2022	2023	2024	2024	2024
			Actual	Orig Bud	Dept Req	Tentative	Adopted
31	Local Sources						
A0362000	325910	Fire Code-Bldg Permits	(148,794)	(115,000)	(100,000)	(100,000)	(100,000)
41	Personal Services						
A0362000	110100	Codes Personal Services	288,183	303,574	304,400	337,730	337,730
42	Fringe						
A0362000	801000	Codes Retirement	28,559	30,000	42,000	46,765	46,765
A0362000	803000	Codes FICA	20,477	21,590	21,900	24,371	24,371
A0362000	804000	Codes Workers' Comp	4,662	5,375	5,400	5,978	5,978
A0362000	806000	Codes Health Insurance	55,302	67,185	54,700	61,433	61,433
A0362000	807000	Codes Dental Insurance	1,724	2,076	1,150	1,150	1,150
43	Equipment						
A0362000	221701	IT Departmental Capital costs	836	1,725	2,250	2,250	2,250
A0362000	223400	Codes Vehicle Lease	13,711	13,300	11,700	11,700	11,700
44	Contractual						
A0362000	440100	Codes Postage	2,563	1,740	1,500	1,500	1,500
A0362000	440700	Codes Supplies	653	1,500	1,200	1,200	1,200
A0362000	440901	IT Services Costs	2,975	3,300	27,000	27,000	27,000
A0362000	450100	Codes Education/Training	900	3,300	4,000	4,000	4,000
A0362000	450700	Codes Travel	389	800	800	800	800
A0362000	470100	Codes Vehicle Repairs	39	500	300	300	300
A0362000	470300	Codes Vehicle Exp-Gas/Oil	3,364	3,000	3,000	3,000	3,000
A0362000	499900	Codes Misc Expenditures	0	2,000	1,200	1,200	1,200
TOTAL	Fire & Building Codes		275,541	345,965	382,500	430,377	430,377

Fire & Emergency Management

Initiatives

- Continued Community Support
- Continued EMS Support
- Form Volunteer Fire Subcommittee

For 2024, Fire Management and Emergency Management budgets have been consolidated. The line-item detail has been moved from the Fire Management accounts and included with Emergency Management accounts.



3410	Fire Management		2022	2023	2024	2024	2024
			Actual	Orig Bud	Dept Req	Tentative	Adopted
A0341000	330882	Emerg Mgmt FY 20 SHSP	(10,503)	0	0	0	0
A0341000	330883	Emerg Mgmt FY21 SHSP	0	0	0	0	0
33	State Sources						
A0341000	333050	Fire Mngt LEPC	(9,408)	(27,000)	0	0	0
34	Federal Sources						
A0341000	343050	Emergency Mgmt CFDA 83.503	(15,214)	(15,000)	0	0	0
A0341900	343073	FY22 SHSP Revenue	(30,168)	0	0	0	0
A0341900	343075	FY21 SHSP Grant Revenue	(40,652)	(46,946)	0	0	0
41	Personal Services						
A0341000	110100	Fire Mngt Personal Services	66,098	65,616	0	0	0
42	Fringe						
A0341000	801000	Fire Mngt Retirement	5,430	5,400	0	0	0
A0341000	803000	Fire Prevention FICA	4,540	4,310	0	0	0
A0341000	804000	Fire Mngt Workers' Comp	1,140	1,165	0	0	0
A0341000	806000	Fire Mngt Health Insurance	18,850	20,564	0	0	0
A0341000	807000	Fire Mngt Dental Insurance	862	890	0	0	0
43	Equipment						
A0341000	221701	IT Departmental Capital costs	0	1,000	0	0	0
A0341000	291100	EM Equip SHSP 2020	10,503	0	0	0	0
A0341900	291701	FY21 SHSP Equipment	37,601	43,895	0	0	0
A0341900	292000	FY19 Homeland EM/SH Grant	30,168	0	0	0	0
44	Contractual						
A0341000	416000	Deputy Fire Coordinators	225	1,000	0	0	0
A0341000	416100	Fire Mngt Haz Mat Decon Unit	537	1,000	0	0	0
A0341000	430100	Fire Mngt Telephone	2,594	4,000	0	0	0
A0341000	440700	Fire Mngt Supplies	506	1,200	0	0	0
A0341000	440800	Fire Mngt LEPC Grant Expense	9,408	27,000	0	0	0
A0341000	440901	IT Services Costs	860	2,372	0	0	0
A0341000	450100	Fire Mngt Education/Training	0	300	0	0	0
A0341000	450500	Fire Mngt Dues	200	350	0	0	0
A0341000	450700	Fire Mngt Travel & Subsistence	232	300	0	0	0
A0341000	470100	Fire Mngt Vehicle Repairs	4,906	1,500	0	0	0
A0341000	470300	Fire Mngt Vehicle Gas	3,500	3,000	0	0	0
A0341000	488900	Fire Investigators	0	500	0	0	0
A0341000	490900	Fire Mngt Misc Exp	1,284	2,000	0	0	0
A0341000	493500	Fire Training Tower	2,954	3,900	0	0	0
A0341900	499700	FY22 SHSP Maintenance Exp	0	0	0	0	0
A0341900	499701	FY21 SHSP Maintenance Exp	3,050	3,051	0	0	0
TOTAL	Fire Mgmt		99,503	105,367	0	0	0

4541	Emergency Management		2022	2023	2024	2024	2024
			Actual	Orig. Bud	Dept. Req	Tentative	Adopted
33	State Sources						
A0454100	333050	LEPC Grant	0	0	(17,592)	(17,592)	(17,592)
34	Federal Sources						
A0454100	343050	Emerg Mgmt EMPG CFDA 83.503	0	0	(15,000)	(15,000)	(15,000)
A0454100	343066	Hazard Material Grant Revenue	0	0	(12,500)	(12,500)	(12,500)
A0454100	343075	SHSP Grant Revenue	0	0	(46,946)	(46,946)	(46,946)
41	Personal Services						
A0454100	110100	Emgy Mngt Personal Services	53,130	52,770	125,100	125,785	125,785
42	Fringe						
A0454100	801000	Emgy Mngt Retirement	4,378	4,300	14,200	14,214	14,214
A0454100	803000	Emergency Management FICA	3,911	3,880	8,750	8,800	8,800
A0454100	804000	Emgy Mngt Workers' Comp	926	935	2,250	2,226	2,226
A0454100	806000	Emgy Mngt Health Insurance	5,372	5,860	30,400	30,400	30,400
A0454100	807000	Emgy Mngt Dental Insurance	410	203	1,140	1,140	1,140
43	Equipment						
A0454100	221701	IT Departmental Capital Costs	0	0	1,000	1,000	1,000
A0454100	291500	Hazard Mat Equipment	0	0	12,500	12,500	12,500
A0454100	291700	FY22 SHSP Equipment	0	0	43,895	43,895	43,895
44	Contractual						
A0454100	416000	Deputy Fire Coordinators	0	0	1,000	1,000	1,000
A0454100	416100	Haz Mat Decon Unit	0	0	1,000	1,000	1,000
A0454100	430100	Emgy Mngt Telephone	0	0	4,500	4,500	4,500
A0454100	440700	Emgy Mngt Supplies	114	500	1,000	1,000	1,000
A0454100	440800	LEPC Grant Expense	0	0	17,592	17,592	17,592
A0454100	440901	IT Services Costs	860	0	2,500	2,500	2,500
A0454100	450100	Emgy Mngt Education/Training	0	800	1,100	1,100	1,100
A0454100	450500	Dues/Subscriptions	0	0	350	350	350
A0454100	450700	Emgy Mngt Travel & Subsistence	5	500	800	800	800
A0454100	470100	Emgy Mngt Vehicle Repairs	0	0	1,000	1,000	1,000
A0454100	470300	Emgy Mngt Vehicle Gas	0	0	3,500	3,500	3,500
A0454100	488900	Fire Investigators	0	0	500	500	500
A0454100	490100	Deputy EMS Coordinator Materia	504	1,000	1,000	1,000	1,000
A0454100	490900	Emgy Mngt Misc Exp	521	1,000	2,500	2,500	2,500
A0454100	493500	Fire Training Tower	0	0	3,000	3,000	3,000
A0454100	499700	FY22 SHSP Maintenance Exp	0	0	3,051	3,051	3,051
TOTAL	Emergency Management		70,131	71,748	191,590	192,315	192,315

Fringe Benefits

This information represents additional costs estimated for benefits that are not directly associated with one specific county department.

9000	Fringe		2022	2023	2024	2024	2024
			Actual	Orig. Bud	Dept. Request	Tentative	Adopted
42	Fringe						
A0903000	803000	Social Security	0	0	0	125,000	125,000
A0904000	804000	Worker's Comp WC	(2,158)	0	0	0	0
A0905000	805000	Unemployment Insurance	0	0	0	0	0
A0906000	806000	Health Insurance	(488)	300,000	300,000	300,000	300,000
A0906000	806100	Retiree Health	1,504,658	1,676,000	900,000	900,000	900,000
A0907000	807000	Dental Insurance	(17)	0	0	0	0
A0908900	808900	Flex Benefit Plan	688	0	0	0	0
TOTAL	Fringe		1,502,683	1,976,000	1,200,000	1,325,000	1,325,000

Health & Dental Insurance

This information reflects the self-insured fund for health and dental insurance that is provided for active employees and retirees for both the county and hospital.

1700	Health & Dental Insurance		2022	2023	2024	2024	2024
			Actual	Orig. Bud	Dept. Request	Tentative	Adopted
31	Local Sources						
M0170000	324010	Insurance Interest & Earnings	(11,320)	(4,000)	(10,000)	(10,000)	(10,000)
M0170000	324011	JPMorgan Interest	8,147	0	0	0	0
M0170000	324012	Chemung Interest	0	0	0	0	0
M0170000	326800	Insurance Recoveries	(1,520,280)	(800,000)	(850,000)	(850,000)	(850,000)
M0170000	326801	Insurance Retiree Drug Subsidy	(227,196)	(150,000)	(80,000)	(80,000)	(80,000)
M0170000	326802	Insurance Stop Loss Recovery	(743,880)	(600,000)	(600,000)	(600,000)	(600,000)
M0170000	327090	Insur Employee Contr-County	(770,831)	(882,000)	(915,000)	(915,000)	(915,000)
M0170000	327091	Insurance Employee Contr-Hosp	(1,324,874)	(1,612,000)	(1,700,000)	(1,700,000)	(1,700,000)
M0170000	327092	Insurance Self Pay & Retiree	(796,374)	(808,500)	(400,000)	(400,000)	(400,000)
M0170000	327093	Ins Employee Contr-County Den	(73,365)	(72,000)	(130,000)	(130,000)	(130,000)
M0170000	327094	Ins Employee Contr-Hosp Den	(73,183)	(72,000)	(78,000)	(78,000)	(78,000)
M0170000	328011	Insurance Trans from Hospital	(7,130,453)	(8,190,000)	(9,000,000)	(9,000,000)	(9,000,000)
M0170000	328012	Insurance Trans from County	(4,487,926)	(5,000,000)	(5,200,000)	(5,200,000)	(5,200,000)
M0170000	328013	Ins Emplry Share County Dental	(145,980)	(145,000)	(78,000)	(78,000)	(78,000)
M0170000	328014	Ins Employer Share Hosp Dental	(185,229)	(190,000)	(204,000)	(204,000)	(204,000)
42	Fringe						
M0906000	880000	Ins County HSA Contribution	40,190	80,000	50,000	50,000	50,000
M0906000	880100	Ins Hospital HSA Contribution	8,950	15,000	18,000	18,000	18,000
M0906000	886200	Insurance Weekly Claims County	7,292,850	5,800,000	5,400,000	5,400,000	5,400,000
M0906000	886300	Insurance Weekly Claims Hospital	12,323,613	10,633,100	11,434,300	11,434,300	11,434,300
M0906000	887300	Gym Membership County	4,935	5,000	4,000	4,000	4,000
M0906000	887400	Gym Membership Hospital	2,996	3,000	3,000	3,000	3,000
M0907000	887000	Ins Dental Expense County	219,750	225,000	230,000	230,000	230,000
M0907000	887200	Ins Dental Expense Hospital	258,322	270,000	310,000	310,000	310,000
44	Contractual						
M0171100	492100	Insurance Consulting Fees	82,148	100,000	90,000	90,000	90,000
M0171100	492200	Ins County & Retirees Admin	190,222	190,000	200,000	200,000	200,000
M0171100	494200	Insurance Hospital Admin	291,428	300,000	310,000	310,000	310,000
M0172200	492200	Ins County & Retiree Stop Loss	294,560	310,000	400,000	400,000	400,000
M0172200	494200	Insurance Hospital Stop Loss	469,937	510,000	700,000	700,000	700,000
M0173300	492200	Insurance County ACA Fees	1,559	1,700	2,200	2,200	2,200
M0173300	494200	Insurance Hospital ACA Fees	2,644	2,700	3,500	3,500	3,500
M0174400	492200	Insurance County Reinsurance	63,862	80,000	90,000	90,000	90,000
TOTAL	Health & Dental Insurance		4,065,221	0	0	0	0
TOTAL	Internal Service Fund		4,065,221	0	0	0	0
			(17,482,746)	(18,525,500)	(19,245,000)	(19,245,000)	(19,245,000)
			21,547,967	18,525,500	19,245,000	19,245,000	19,245,000
		GRAND TOTAL	4,065,221	0	0	0	0

Hospital

Additional details can be found in the official Lewis County Health System operating budget.

4510	Hospital		2022	2023	2024	2024	2024
			Actual	Orig Bud	Dept. Request	Tentative	Adopted
31	Local Sources						
E0451000	316350	Hospital Revenue	(109,656,084)	(64,177,600)	(69,661,700)	(69,661,700)	(69,661,700)
E0451000	316500	Hospital Nursing Home Revenue	0	(20,376,075)	(22,412,325)	(22,412,325)	(22,412,325)
E0451000	324010	Hospital Interest & Earnings	(248,386)	(765,000)	(1,131,300)	(1,131,300)	(1,131,300)
41	Personal Services						
E0451000	110100	Hospital Personal Services	30,256,821	36,315,400	40,073,100	40,073,100	40,073,100
42	Fringe						
E0451000	801000	Hospital Retirement	3,566,878	3,600,000	4,000,000	4,000,000	4,000,000
E0451000	803000	Hospital FICA	2,211,869	2,752,900	3,102,400	3,102,400	3,102,400
E0451000	804000	Hospital Workers' Comp	621,755	533,050	600,000	600,000	600,000
E0451000	805000	Hospital Unemployment Ins	12,908	24,000	24,000	24,000	24,000
E0451000	806000	Hospital Health Insurance	7,118,763	7,800,000	7,800,000	7,800,000	7,800,000
E0451000	807000	Hospital Dental Insurance	186,324	186,000	240,000	240,000	240,000
43	Equipment						
E0451000	290900	Hospital Misc Equipment	11,292,421	6,500,000	3,500,000	3,500,000	3,500,000
44	Contractual						
E0451000	499900	Hospital Expenditures	37,376,960	25,662,955	31,622,575	31,622,575	31,622,575
46	Principal in Debt						
E0971000	664000	2022 Project Bond	0	636,800	1,200,000	1,200,000	1,200,000
E0978900	660300	Hospital Energy Project	0	233,691	0	0	0
47	Interest on Debt						
E0971000	764000	2022 Project Bond Int	0	1,073,879	1,043,250	1,043,250	1,043,250
TOTAL	Hospital		(17,259,770)	0	0	0	0
TOTAL	Hospital		(17,259,770)	0	0	0	0
			(109,904,470)	(85,318,675)	(93,205,325)	(93,205,325)	(93,205,325)
			92,644,700	85,318,675	93,205,325	93,205,325	93,205,325
		GRAND TOTAL	(17,259,770)	0	0	0	0

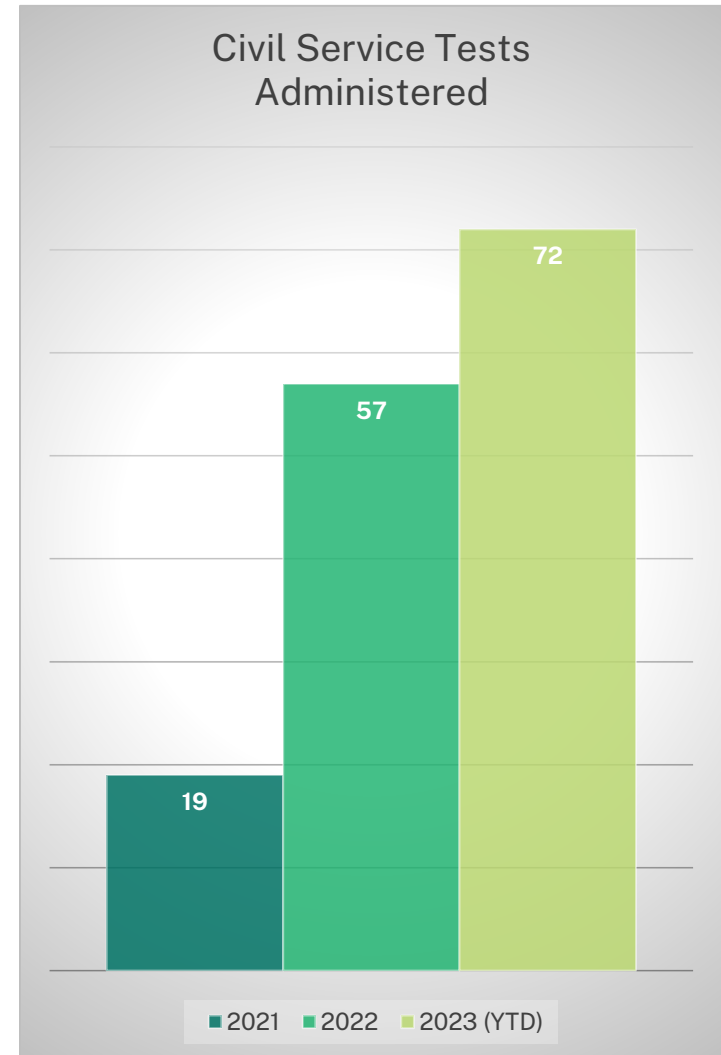
Human Resources

Initiatives

- Implement new HRIS platform, NEOGOV, that will streamline recruiting, onboarding, employee development, performance tracking, and policy and compliance management.
- Improve employee engagement through appreciation event, service and recognition awards, and wellness opportunities.
- Establish internal and external training and professional development opportunities for current and successive leaders.

Budgetary Issues

- CSEA negotiations to be determined for the general unit with the negotiations ongoing. CSEA Sheriff's unit and UPSEU Road Patrol unit will begin contract negotiations with current CBAs expiring on 12/31/2024.
- Addition of drug and alcohol background screening and random testing for all positions requiring a CDL per the FMCSA regulations.



1431	Human Resources		2022	2023	2024	2024	2024
			Actual	Orig. Bud	Dept. Request	Tentative	Adopted
31	Local Sources						
A0143100	312600	Civil Service Fees	(2,434)	(4,000)	(4,000)	(4,000)	(4,000)
41	Personal Services						
A0143100	110100	HR Personal Services	160,010	257,000	265,788	265,788	265,788
42	Fringe						
A0143100	801000	HR Retirement	12,963	23,165	33,337	33,337	33,337
A0143100	803000	HR FICA	11,893	19,060	19,045	19,045	19,045
A0143100	804000	HR Workers' Comp	2,614	4,550	4,704	4,704	4,704
A0143100	806000	HR Health Insurance	11,295	33,300	48,046	48,046	48,046
A0143100	807000	HR Dental Insurance	366	1,260	3,427	3,427	3,427
43	Equipment						
A0143100	221701	IT Departmental Capital costs	1,553	1,875	2,300	2,300	2,300
44	Contractual						
A0143100	440100	HR Postage	515	500	1,000	1,000	1,000
A0143100	440300	HR Printing	0	800	800	800	800
A0143100	440700	HR Supplies	1,248	2,000	10,000	10,000	10,000
A0143100	440901	IT Services Costs	1,024	1,554	3,035	3,035	3,035
A0143100	450500	HR Dues/Subscriptions	1,916	1,000	1,000	1,000	1,000
A0143100	450700	HR Travel	0	500	1,000	1,000	1,000
A0143100	481500	HR Wellness	2,404	5,000	10,000	10,000	10,000
A0143100	490100	HR Professional Services	19,247	45,000	50,000	50,000	50,000
A0143100	490200	HR Legal	6,879	20,000	40,000	40,000	40,000
A0143100	490700	HR Advertising	1,798	5,000	5,000	5,000	5,000
A0143100	495000	HR Backgrounds & Physicals	12,682	15,000	20,000	20,000	20,000
TOTAL	Human Resources		245,974	432,564	514,482	514,482	514,482

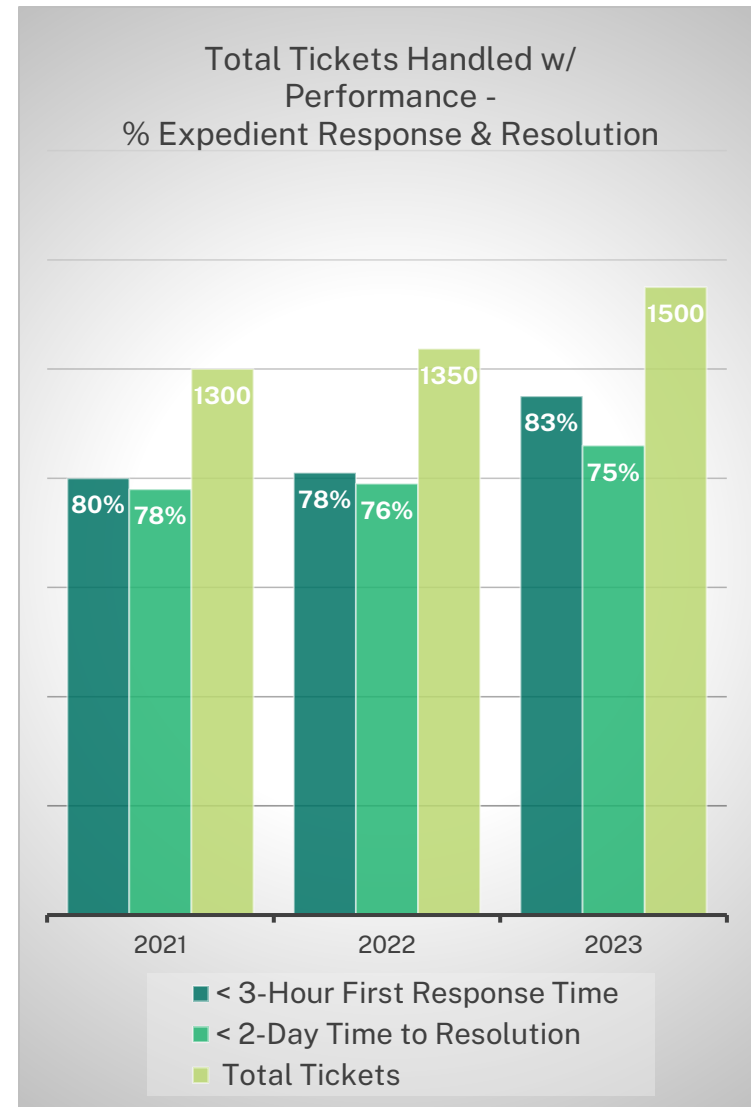
Information Technology

Initiatives

- Finish phone system transition and execute new county printer contract.
- Distribute and educate employees on newly adopted information security policies to all departments.
- Bolster county-wide security posture through Microsoft licensing upgrades, additional IT security training, and implementation of defensive best practices.

Budgetary Issues

- There are two significant items in the 2024 budget in comparison to prior years. As the county increases its multi-departmental software usage, the numbers will be both reflected in the IT and relevant departments' budgets. Codes and Planning (for example) will be using Cloud Permit software starting at the end of 2023. Software/licensing, in general, has annual fees that should be centralized and operationalized. The second item to highlight for the 2024 budget is the plan to upgrade the county's Microsoft Office 365 licensing to incorporate a host of additional features – including identity management, augmented email security, data security and governance, and more. This will almost double the cost of the 2023 Microsoft software spend but reduce TCO of these security features by consolidating vendors.



1680	Information Technology		2022	2023	2024	2024	2024
			Actual	Orig. Bud	Dept. Request	Tentative	Adopted
31	Local Sources						
A0168000	319701	IT Revenue Department Capital	(46,309)	(68,175)	(58,000)	(58,000)	(58,000)
A0168000	319901	IT Revenue Department Services	(92,032)	(95,440)	(172,000)	(172,000)	(172,000)
33	State Sources						
A0168000	331851	IT Cyber State Revenue	0	(50,000)	0	0	0
41	Personal Services						
A0168000	110100	IT Personal Services	240,055	291,919	309,484	309,484	309,484
A0168000	110300	Overtime	1,814	3,000	3,000	3,000	3,000
42	Fringe						
A0168000	801000	IT Retirement	21,656	33,100	41,241	41,241	41,241
A0168000	803000	IT FICA	16,989	21,200	21,730	21,730	21,730
A0168000	804000	IT Workers' Comp	4,157	5,220	5,531	5,531	5,531
A0168000	806000	IT Health Insurance	41,667	44,800	73,311	73,311	73,311
A0168000	807000	IT Dental Insurance	3,311	3,560	4,492	4,492	4,492
43	Equipment						
A0168000	221300	IT Cyber Equip	0	0	0	0	0
A0168000	221700	IT County Capital Expenditures	51,776	68,175	72,000	72,000	72,000
44	Contractual						
A0168000	430100	IT Shared Services	(217)	0	0	0	0
A0168000	440500	Copier/Reprod Shared	20,000	20,000	15,000	15,000	15,000
A0168000	440700	IT Supplies	8,411	8,000	12,000	12,000	12,000
A0168000	440901	IT County Services Costs	99,925	110,016	185,000	185,000	185,000
A0168000	450100	Education & Training	654	1,000	2,000	2,000	2,000
A0168000	450700	IT Travel & Subsistence	297	1,200	2,000	2,000	2,000
A0168000	460500	IT Maint & Support Expenses	64,548	70,000	60,000	60,000	60,000
A0168000	460510	IT Internet & Network	23,026	27,000	28,500	28,500	28,500
A0168000	460511	IT Software & Licensing	32,541	12,000	12,000	12,000	12,000
A0168000	490100	IT Professional Services	17,966	15,000	15,000	15,000	15,000
A0168000	490900	IT Misc Expenses	869	1,000	1,000	1,000	1,000
A0168000	496800	IT Cyber Security	9,234	70,000	40,000	40,000	40,000
TOTAL	Information Technology		520,339	592,575	673,289	673,289	673,289

Jail

Information not provided by the Sheriff's office.

3150	Jail		2022	2023	2024	2024	2024
			Actual	Orig. Bud	Dept. Request	Tentative	Adopted
31	Local Sources						
A0315000	322640	Jail Fac - Other Gov'ts	(24,449)	(10,000)	(10,000)	(10,000)	(10,000)
33	State Sources						
A0315000	334890	NYS Health Care Bonus revenue	0	0	0	0	0
41	Personal Services						
A0315000	110100	Jail Personal Services	1,460,583	1,559,840	1,500,204	1,500,204	1,500,204
A0315000	110300	Jail Overtime	159,378	50,000	50,000	50,000	50,000
A0315000	110400	Jail Contracted Items	26,366	33,000	23,000	23,000	23,000
A0315000	110600	Jail Employee Exp Taxable	278	0	0	0	0
42	Fringe						
A0315000	801000	Jail Retirement	211,949	204,000	270,600	270,600	270,600
A0315000	803000	Jail FICA	119,929	119,786	113,868	113,868	113,868
A0315000	804000	Jail Workers' Comp	29,236	29,080	27,918	27,918	27,918
A0315000	805000	Jail Unemployment Insurance	2,813	0	0	0	0
A0315000	806000	Jail Health Insurance	168,082	205,920	226,594	226,594	226,594
A0315000	807000	Jail Dental Insurance	12,485	13,546	12,578	12,578	12,578
44	Contractual						
A0315000	423700	Jail Kitchen/Food	59,333	58,000	68,000	68,000	68,000
A0315000	440100	Jail Postage	352	250	350	350	350
A0315000	440300	Jail Printing	32	0	500	500	500
A0315000	440700	Jail Supplies	6,295	7,000	7,000	7,000	7,000
A0315000	450100	Jail Education/Training	80	2,000	2,000	2,000	2,000
A0315000	450300	Jail Education Materials	0	200	200	200	200
A0315000	450700	Jail Travel & Subsistence	1,097	5,000	5,000	5,000	5,000
A0315000	450800	Jail Inmate Board	196,290	200,000	75,000	75,000	75,000
A0315000	450900	Jail Inmate Medical	40,601	100,000	100,000	100,000	100,000
A0315000	450905	Jail MAT Expenses	0	128,000	450,000	400,000	400,000
A0315000	451000	Jail Ballistic Vests	2,989	5,500	7,000	7,000	7,000
A0315000	460100	Jail Repairs & Maint Grnds	619	1,000	1,000	1,000	1,000
A0315000	460500	Jail Repairs & Maint Equip	230	1,000	1,000	1,000	1,000
A0315000	490100	Jail Professional Services	119,380	125,000	132,000	132,000	132,000
A0315000	490500	Jail Inmate Supplies	6,908	12,000	12,000	12,000	12,000
A0315000	491400	Jail Books Law Library for Inma	2,100	5,000	5,000	5,000	5,000
A0315000	493100	Jail Uniforms	7,315	12,500	12,500	12,500	12,500
TOTAL	Jail		2,610,269	2,867,622	3,093,312	3,043,312	3,043,312

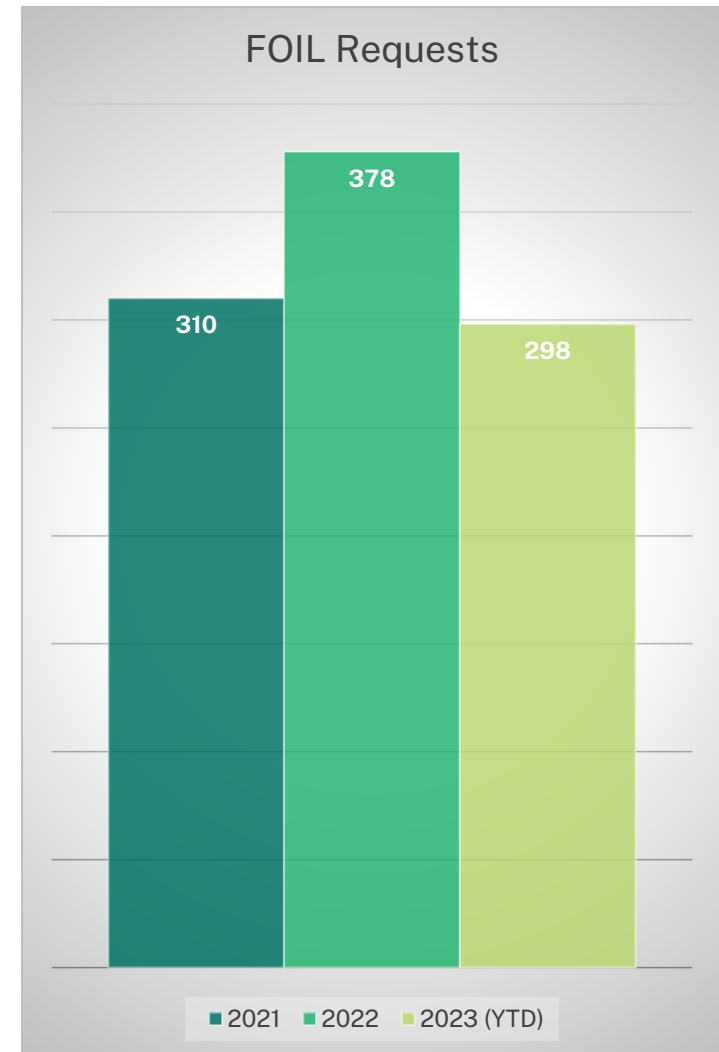
Law (County Attorney)

Initiatives

- Improve legal research techniques and legal writing skills.
- More training on Munis, Word & Microsoft 365 for increased efficiency.
- Develop marketing to entice more attorneys to practice in Lewis County.

Budgetary Issues

- In 2023, the department began the process of re-alignment of personnel. We changed from 1 paralegal to 2, with the elimination of the secretary to assistant county attorney position. This adjustment allows for more legal assistance and flexibility in the contributions of staff in the department's operations, and the planned change of the confidential secretary from full time to part time.

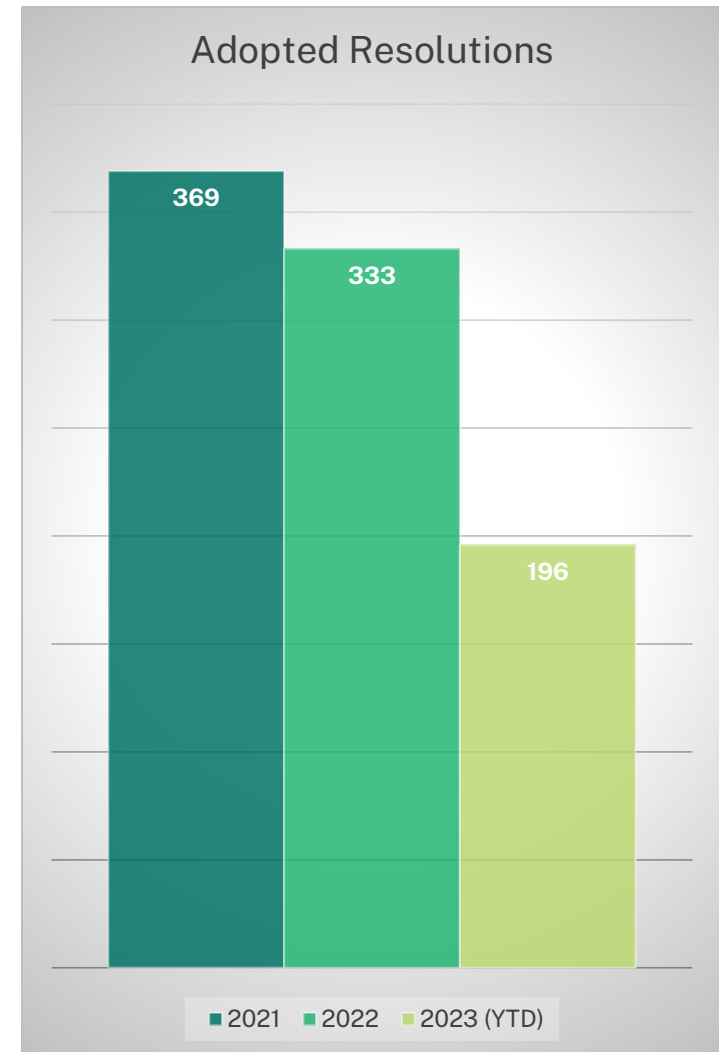


1420	Law		2022	2023	2024	2024	2024
			Actual	Orig. Bud	Dept. Request	Tentative	Adopted
31	Local Sources						
A0142000	312650	Law Attorney Fees	(312,951)	(296,500)	(286,800)	(286,800)	(286,800)
41	Personal Services						
A0142000	110100	Law Personal Services	315,119	338,168	340,596	365,523	365,523
42	Fringe						
A0142000	801000	Law Retirement	36,360	33,500	42,612	46,200	46,200
A0142000	803000	Law FICA	23,194	25,050	25,513	27,420	27,420
A0142000	804000	Law Workers' Comp	6,003	5,990	6,029	6,470	6,470
A0142000	806000	Law Health Insurance	27,419	46,300	18,312	18,312	18,312
A0142000	807000	Law Dental Insurance	1,484	2,185	1,139	1,139	1,139
43	Equipment						
A0142000	221701	IT Departmental Capital costs	897	1,250	2,300	2,300	2,300
44	Contractual						
A0142000	440100	Law Postage	1,477	2,500	2,000	2,000	2,000
A0142000	440200	Law Process Serving	4,333	3,750	4,000	4,000	4,000
A0142000	440700	Law Supplies	424	1,750	1,250	1,250	1,250
A0142000	440901	IT Services Costs	2,054	2,750	3,155	3,155	3,155
A0142000	450500	Law Dues	8,499	8,500	8,500	8,500	8,500
A0142000	450700	Law Seminar Travel and Fees	100	1,000	1,750	1,750	1,750
A0142000	490100	Law Legal Services	13,033	20,000	20,000	40,000	40,000
A0142000	490400	Law Expert Fee Exp	14,182	6,000	6,000	6,000	6,000
A0142000	490900	Law Miscellaneous	85	250	250	250	250
TOTAL	Law		141,712	202,443	196,606	247,469	247,469

Legislative

Initiatives

- Complete Lewis County Health System Renovation project and open new Surgical Pavilion
- Facilitate Lyons Falls School Re-Use
- Enhance Policies for Solar
- Additional goals to be adopted by the new BOL in January.



1010	Legislative		2022	2023	2024	2024	2024
			Actual	Orig. Bud.	Dept. Request	Tentative	Adopted
41	Personal Services						
A0101000	110100	BOL Personal Services	101,667	106,118	132,000	132,000	132,000
A0101000	110600	BOL Employee Exp Taxable	3,409	3,500	7,000	7,000	7,000
42	Fringe						
A0101000	801000	BOL Retirement	888	3,700	6,100	6,100	6,100
A0101000	803000	BOL FICA	8,038	8,120	10,100	10,100	10,100
A0101000	804000	BOL Workers' Comp	1,945	1,880	2,340	2,340	2,340
43	Equipment						
A0101000	223400	BOL Vehicle Lease	4,373	4,380	2,500	2,500	2,500
44	Contractual						
A0101000	419800	Legislators Emp Apprec Lunch	1,261	3,000	0	0	0
A0101000	419900	BOL Special Contingency	0	200,000	200,000	200,000	200,000
A0101000	440100	BOL Postage	2,215	2,500	2,100	2,100	2,100
A0101000	440300	BOL Print Jnl of Proceeding	738	900	1,100	1,100	1,100
A0101000	440700	BOL Supplies	3,305	3,000	2,500	2,500	2,500
A0101000	440901	IT Services Costs	1,564	970	1,488	1,488	1,488
A0101000	450500	BOL Dues/Subs/Sup/Bks	604	1,122	1,084	1,084	1,084
A0101000	450700	BOL Travel & Subsistence	2,910	6,500	5,500	5,500	5,500
A0101000	470100	BOL Vehicle Repair	91	500	500	500	500
A0101000	490100	BOL Professional Services	60,331	61,500	60,000	60,000	60,000
A0101000	490700	BOL Advertising/Legal Notices	1,409	1,000	2,000	2,000	2,000
A0101000	490900	BOL Misc Expense	501,862	1,500	1,500	1,500	1,500
A0101000	492800	BOL Tax Surety Aid	0	0	0	0	0
TOTAL	Legislative		696,611	410,190	437,812	437,812	437,812

Non-Departmental

Lewis County's annual contribution to outside agencies as well as other non-departmental revenues and expenses.

1000	Non-Departmental		2022	2023	2024	2024	2024
			Actual	Orig Bud	Dept Request	Tentative	Adopted
31	Local Sources						
A0100000	310010	Real Property Taxes	(17,875,491)	(18,792,878)	(18,290,000)	(18,290,000)	(18,290,000)
A0100000	310810	PILOT IDA etc.	(131,061)	(140,000)	(112,000)	(112,000)	(112,000)
A0100000	310812	Yield Tax	(9,817)	0	0	0	0
A0100000	310813	Flat Rock Wind PILOT	(1,399,345)	(998,000)	(999,000)	(999,000)	(999,000)
A0100000	310814	Denmark Wind PILOT	(219,420)	(223,000)	(230,000)	(230,000)	(230,000)
A0100000	310815	Solar PILOTs	(12,369)	(51,000)	(53,000)	(53,000)	(53,000)
A0100000	310816	Roaring Brook Wind PILOT	0	(205,000)	(210,000)	(210,000)	(210,000)
A0100000	310817	Number Three Wind PILOT	0	(325,000)	(330,000)	(330,000)	(330,000)
A0100000	311100	Sales Tax	(18,253,427)	(14,750,000)	(17,750,000)	(17,750,000)	(17,750,000)
A0100000	311130	Occupancy Tax	(167,507)	(125,000)	(125,000)	(125,000)	(125,000)
A0100000	311900	Interest on Sales Tax	(9,980)	(2,000)	(15,000)	(15,000)	(15,000)
A0100000	326650	Sale of Equipment	0	(110,000)	0	0	0
A0100000	326800	Insurance Recoveries	(10,765)	0	0	0	0
A0100000	326900	Tobacco Monies	(423,365)	(380,000)	(380,000)	(380,000)	(380,000)
A0100000	326901	Opioid Settlement funds	0	0	0	0	0
A0100000	327010	Refund of Prior Years Expenses	(19,791)	0	0	0	0
A0100000	327058	Contributions	0	0	0	0	0
A0638100	327061	Careers Here	(110,960)	(51,000)	(51,000)	(51,000)	(51,000)
33	State Sources						
A0100000	330140	Casino Monies	(248,502)	(150,000)	(200,000)	(200,000)	(200,000)
34	Federal Sources						
A0100000	340890	Federal ARPA Stimulus	(1,378,248)	0	0	0	0
39	Interfund Sources						
A0100000	350310	Interfund Transfers	(342,952)	0	0	0	0
44	Contractual						
A0118000	499900	Justices Expenditures	1,100	2,000	1,500	3,500	3,500
A0138000	499900	Fiscal Expenditures	2,300	2,000	2,500	2,500	2,500
A0165100	430100	Telephone	(2,025)	0	0	0	0
A0165100	440500	Copier/Reprod	(2,879)	0	0	0	0
A0165100	440900	Data Processing Costs	(121)	0	0	0	0
A0191000	490300	Unallocated Insurance	116,574	143,000	145,000	145,000	145,000
A0192000	499900	Mun Association Due	5,629	5,900	6,000	6,000	6,000
A0192100	499900	FDRLO Expenditures	5,000	50,000	50,000	50,000	50,000

A0193000	499900	Judgments & Claims	56,645	40,000	0	0	0
A0198900	499900	Single Audit	45,773	50,000	55,000	55,000	55,000
A0199000	499900	Contingency	0	300,000	300,000	300,000	300,000
A0249500	499900	JCC Comm Studies	0	5,000	5,000	5,000	5,000
A0432300	499900	ARC County Share	25,000	25,000	25,000	25,000	25,000
A0432900	499900	Mt View County Share	22,620	22,620	0	0	0
A0454200	499900	LCGH Foundation	20,000	20,000	20,000	20,000	20,000
A0638100	499900	Careers Here Expenditures	85,006	51,000	51,000	51,000	51,000
A0641200	499900	IDA Expenditures	200,000	200,000	0	0	0
A0641250	499900	LCDC Expenditure	30,000	30,000	0	0	0
A0641260	499900	Naturally Lewis	0	0	315,000	315,000	315,000
A0714000	499900	DBL Play Expenditures	20,000	20,000	60,000	40,000	40,000
A0714300	499900	Hand in Hand Expenditures	10,000	10,000	10,000	10,000	10,000
A0714400	499900	CREDO Agency Expenditures	0	20,000	20,000	20,000	20,000
A0741000	499900	Libraries	40,000	40,000	49,000	45,000	45,000
A0741500	499900	Lewis County Human Soc Expend	0	2,000	2,000	5,000	5,000
A0752000	499900	Historical Society	50,000	35,000	45,000	40,000	40,000
A0752100	499900	Constable Hall	2,000	2,000	2,000	2,000	2,000
A0752200	499900	Maple Museum	0	2,000	2,000	2,000	2,000
A0752400	499900	Railroad Historical Society	2,000	2,000	2,000	2,000	2,000
A0752500	499900	Diana Museum	2,000	2,000	2,000	2,000	2,000
A0752600	499900	Lyons Falls Historical Exp	2,000	2,000	2,000	2,000	2,000
A0752700	499900	Old Tyme Fiddler Assoc Expend	0	2,000	2,000	2,000	2,000
A0802600	499900	ADK Park Rev Bd	800	800	800	800	800
A0802700	499900	ANCA	1,000	0	10,000	3,000	3,000
A0869200	499900	Village Expenditures	94,803	0	16,000	16,000	16,000
A0871000	440000	Taxes	23,912	40,000	0	0	0
A0873000	499900	Soil & Water Conservation	125,000	125,000	125,000	125,000	125,000
A0875300	499900	Ag Society	5,000	5,000	5,000	5,000	5,000
A0875400	499900	Co-op Ext Service	320,000	336,600	353,850	353,850	353,850
TOTAL	Non-Departmental		(39,303,865)	(34,709,958)	(37,055,350)	(37,086,350)	(37,086,350)

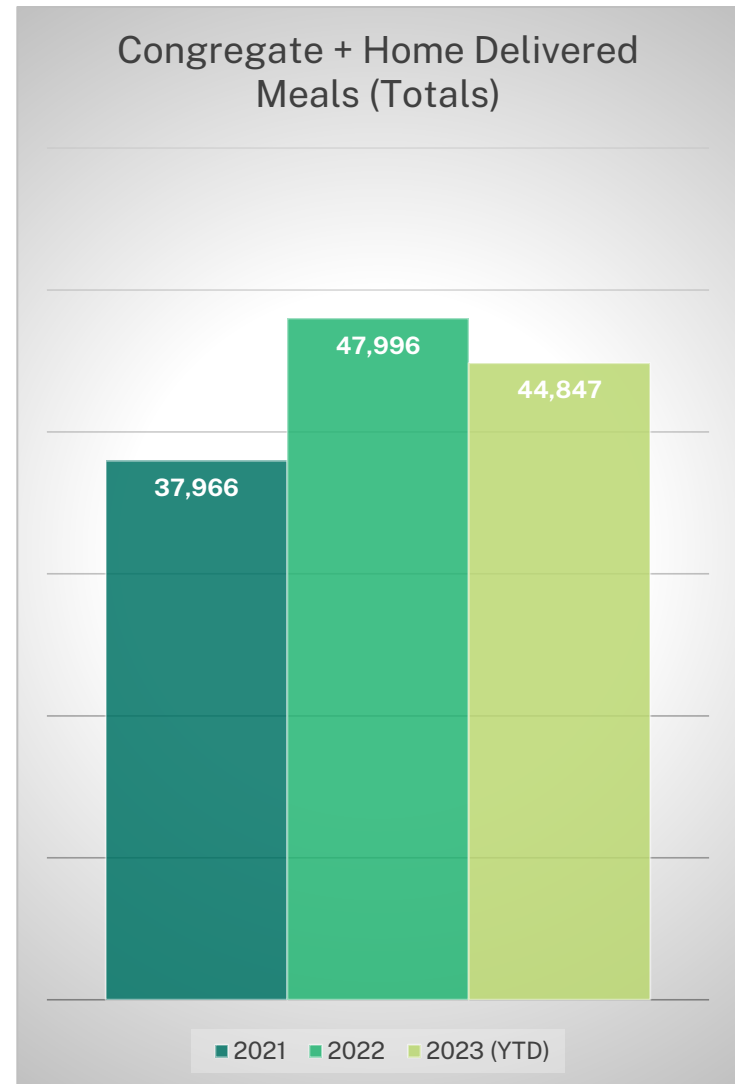
Office For the Aging

Initiatives

- Increase congregate site numbers to return to pre-Covid numbers.
- Implement respite center for drop-in care.
- Increase participation in evidenced based programming – aquatics, walk with ease, etc.

Budgetary Issues

- Our participation in home delivered meals has increased significantly. We anticipate these numbers to continue to rise as additional SNAP benefits during Covid have expired and our clients are experiencing greater food insecurity. We would like to continue the evening meals started while we had additional Covid funding because these meals are extremely popular, and we continue to receive very positive feedback. We also anticipate an increase in costs for in home care as the home health care worker minimum wage is increasing January 1st, 2024. Companies that we are contracting with have increased rates to offset these additional expenses. We do not want to cap services or to have lengthy waiting lists if we have the ability to help those in need.



6772	Office for the Aging		2022	2023	2024	2024	2024
31	Local Sources		Actual	Orig. Bud	Dept. Request	Tentative	Adopted
A0677200	327003	OFA Alz CSI	(19,586)	(18,000)	(17,000)	(17,000)	(17,000)
A0677200	327050	OFA Nutrition Donations Cong	(28,614)	(30,000)	(30,000)	(30,000)	(30,000)
A0677200	327051	OFA Contributions	(1,843)	(1,500)	(1,000)	(1,000)	(1,000)
A0677200	327056	OFA Local Share-CSE Cost Share	(316)	(500)	(500)	(500)	(500)
A0677200	327057	OFA Local Share-CSE Donations	(268)	(100)	(100)	(100)	(100)
A0677200	327060	OFA Contributions Events	(6,871)	(5,000)	(5,000)	(5,000)	(5,000)
A0677200	327066	OFA Lcl Share-EISEP Cost Share	(3,448)	(3,000)	(3,000)	(3,000)	(3,000)
A0677200	327067	OFA Lcl Share-EISEP Donations	(821)	(1,000)	(1,000)	(1,000)	(1,000)
A0677200	327068	OFA HDM Donations C-2	(6,836)	(13,000)	(15,000)	(15,000)	(15,000)
A0677200	327069	OFA HDM Donations WIN	(46,015)	(35,000)	(31,000)	(31,000)	(31,000)
A0677200	327080	OFA Lcl Share-Respite Donation	0	0	0	0	0
A0677200	327082	OFA Local Share-Legal Donation	(600)	(600)	(400)	(400)	(400)
A0677200	327083	OFA Nutri Counseling Donations	(350)	(50)	0	0	0
A0677200	327084	OFA Ins Counseling Donations	(2,302)	(2,000)	(1,800)	(1,800)	(1,800)
A0677200	327087	OFA Evidence Based Programs	0	(150)	(150)	(150)	(150)
A0677200	327740	OFA Managed Long Term Care	0	(2,000)	(2,000)	(2,000)	(2,000)
33	State Sources						
A0677200	337722	OFA Unmet Need	(116,313)	(121,650)	(182,300)	(182,300)	(182,300)
A0677200	337723	OFA CSI	(1,000)	(1,000)	(1,000)	(1,000)	(1,000)
A0677200	337724	OFA CSE	(88,770)	(84,282)	(92,503)	(92,503)	(92,503)
A0677200	337730	OFA EISEP	(160,724)	(178,749)	(180,002)	(180,002)	(180,002)
A0677200	337740	OFA WIN	(135,756)	(145,315)	(172,189)	(172,189)	(172,189)
A0677200	337750	OFA AAA Transportation	(6,093)	(5,597)	(5,600)	(5,600)	(5,600)
A0677200	340006	COVID-19 FEDERAL	(20,339)	0	(31,500)	(31,500)	(31,500)
34	Federal Sources						
A0677200	347703	OFA IIID	(3,331)	(6,049)	(3,267)	(3,267)	(3,267)
A0677200	347720	OFA IIIB	(43,085)	(65,813)	(41,790)	(41,790)	(41,790)
A0677200	347730	OFA IIIC-1	(67,803)	(90,187)	(54,429)	(54,429)	(54,429)
A0677200	347740	OFA IIIC-2	(45,570)	(63,182)	(33,789)	(33,789)	(33,789)
A0677200	347760	OFA HEAP	(6,000)	(10,000)	(10,000)	(10,000)	(10,000)
A0677200	347770	OFA NSIP	(443)	(33,000)	(27,500)	(27,500)	(27,500)
A0677200	347775	OFA IIIE	(22,790)	(50,554)	(28,695)	(28,695)	(28,695)
A0677200	347790	OFA HIICAP	(32,114)	(33,636)	(33,637)	(33,637)	(33,637)
A0677200	347795	OFA MIPPA	(17,751)	(16,236)	(15,194)	(15,194)	(15,194)
A0677200	347797	OFA NY Connects EE	(223,969)	(232,312)	(232,312)	(232,312)	(232,312)
41	Personal Services						
A0677200	110100	OFA Personal Services	435,819	444,511	464,949	479,655	479,655
A0677200	110300	OFA Overtime	103	0	0	0	0
A0677200	110600	OFA Employee Exp Taxable	389	0	0	0	0

			2022 Actual	2023 Orig. Bud	2024 Dept. Request	2024 Tentative	2024 Adopted
42	Fringe						
A0677200	801000	OFA Retirement	42,870	41,000	59,641	61,303	61,303
A0677200	803000	OFA FICA	29,863	29,540	31,938	33,063	33,063
A0677200	804000	OFA Workers' Compensation	7,407	7,870	8,230	8,490	8,490
A0677200	806000	OFA Health Insurance	119,899	134,790	143,958	143,958	143,958
A0677200	807000	OFA Dental Insurance	6,173	6,690	5,770	5,770	5,770
43	Equipment						
A0677200	221701	IT Departmental Capital costs	4,336	3,350	4,750	4,750	4,750
A0677200	223400	OFA Vehicle Lease	10,194	11,000	16,400	16,400	16,400
44	Contractual						
A0677200	430100	OFA Telephone	(59)	0	0	0	0
A0677200	440100	OFA Postage	5,273	5,500	3,500	3,500	3,500
A0677200	440300	OFA Printing	763	5,000	5,400	5,400	5,400
A0677200	440500	OFA Copier/Reprod	2,075	3,000	3,000	3,000	3,000
A0677200	440700	OFA Supplies	696	5,500	4,500	4,500	4,500
A0677200	440901	IT Services Costs	5,147	5,700	6,976	6,976	6,976
A0677200	442100	OFA Transportation Volunteers	17,125	18,000	18,000	18,000	18,000
A0677200	450100	OFA Education & Training	2,030	4,000	3,500	3,500	3,500
A0677200	450500	OFA Dues/Subscriptions	2,601	3,000	3,200	3,200	3,200
A0677200	450700	OFA Travel	135	3,000	2,000	2,000	2,000
A0677200	460500	OFA Repairs & Maint Equip	1,415	3,000	2,000	2,000	2,000
A0677200	470100	OFA Vehicle Repairs	43	1,500	1,500	1,500	1,500
A0677200	470300	OFA Vehicle Exp-Gas/Oil	2,444	3,300	3,000	3,000	3,000
A0677200	480100	OFA Rent/Utilities	21,481	25,000	25,000	25,000	25,000
A0677200	483000	OFA Unmet Need	103,006	121,650	182,300	182,300	182,300
A0677200	490200	OFA Professional Srvcs Secondar	9,795	15,000	15,000	15,000	15,000
A0677200	490300	OFA All Types Insurance	4,713	5,000	4,800	4,800	4,800
A0677200	490900	OFA Miscellaneous	11,530	32,000	25,000	25,000	25,000
A0677200	490905	Misc COVID19	11,991	0	0	0	0
A0677200	490906	ADRC COVID 19	8,782	0	0	0	0
A0677200	491100	OFA Prof Svc Nutrition	503,803	522,400	600,000	620,000	620,000
A0677200	491200	OFA Prof Svc PC/HSKG	116,759	181,007	181,007	181,007	181,007
A0677200	491300	OFA Prof Svc Respite	22,310	55,711	55,800	55,800	55,800
A0677200	491500	OFA Prof Svc PERS	6,885	6,000	8,000	8,000	8,000
A0677200	491700	OFA Prof Svc Reg Dietician	21,092	36,608	25,000	25,000	25,000
A0677200	491900	OFA Senior Events	9,890	20,000	15,000	15,000	15,000
A0677200	495900	OFA Prof Serv Evid Based Prog	5,994	10,000	10,000	10,000	10,000
A0679100	440700	OFA NY Connects Supplies	(24)	0	0	0	0
A0679100	450100	OFA NY Connects Ed & Training	500	0	0	0	0
A0679100	490700	OFA NY Connects Advertising	4,250	0	0	0	0
A0679100	490900	OFA NY Connects Misc	512	0	0	0	0
A0679100	491900	OFA NY Connects Senior Events	162	0	0	0	0
TOTAL	Office for the Aging		450,449	520,165	685,462	723,215	723,215

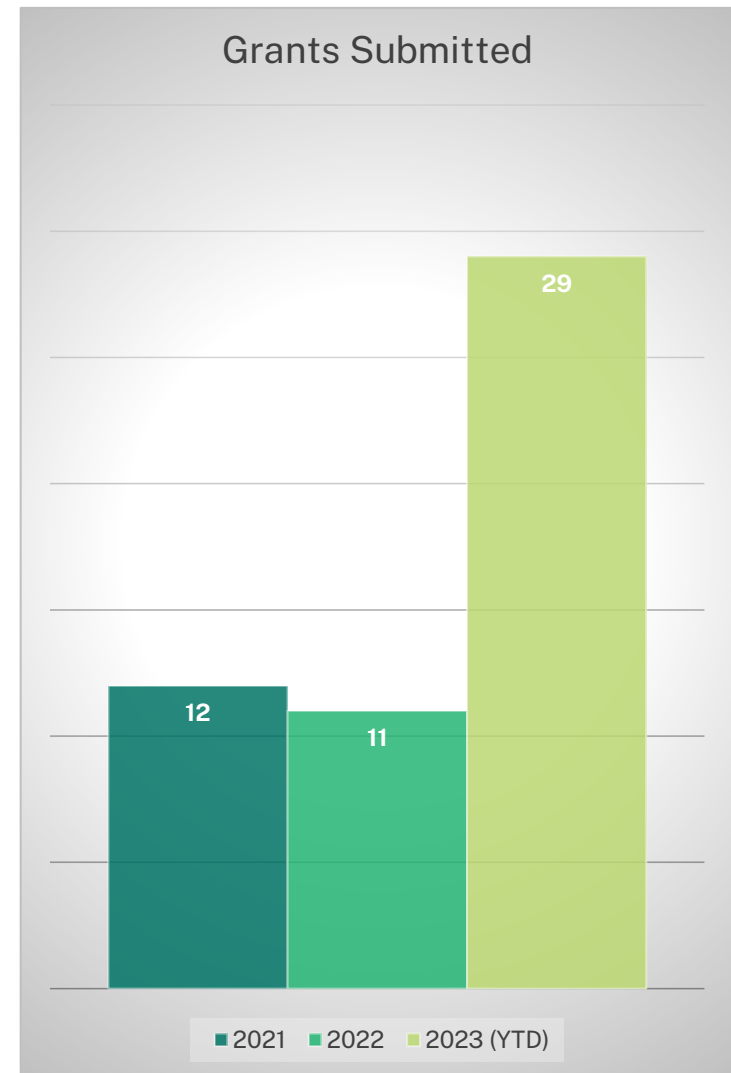
Planning & Community Development

Initiatives

- Housing Development (Regional Land Bank and Policy Development).
- Water Infrastructure Improvements and Expansions
- Solar Policy Development & Municipal Support.

Budgetary Issues

- Addition of \$200,000 in Façade and Streetscape Funding (previously paid for with ARPA Funds).
- Due to an increase in grant application development and administration, we are proposing the addition of a Grant Administrator to begin in the Summer of 2024.



8020	Planning		2022	2023	2024	2024	2024
			Actual	Orig. Bud	Dept. Request	Tentative	Adopted
31	Local Sources						
A0802000	317501	Planning Mobility Management	(24,994)	(25,000)	(25,000)	(25,000)	(25,000)
A0802000	327061	Careers Here / Mobility	(952)	(4,600)	(4,600)	(4,600)	(4,600)
A0802000	327072	2023 NYS Shared Services Reven	0	0	0	0	0
A0802000	327073	Planning Admin Public Trans	(10,000)	(10,000)	(10,000)	(10,000)	(10,000)
A0802000	327088	Planning Admin - Other	(26,487)	(10,000)	(60,000)	(60,000)	(60,000)
33	State Sources						
A0802000	339014	2023 NYS Smart Growth	(1,190)	0	0	0	0
A0802000	339015	Plan Ctrl Lws Cty Reg Watr Prg	(7,796)	0	0	0	0
A0802000	339019	CDBG Housing Assessment	(46,513)	0	0	0	0
A0802000	339020	NYS Septic Replacement Fund	(2,450)	(190,000)	0	0	0
A0802000	339021	NYS CDBG Main Street Lowville	(178,632)	0	0	0	0
41	Personal Services						
A0802000	110100	Planning Personal Services	264,683	299,127	313,290	377,456	377,456
A0802000	110300	Overtime	1,436	0	0	0	0
A0802000	110600	Planning Employee Exp Taxable	73	300	500	500	500
42	Fringe						
A0802000	801000	Planning Retirement	21,158	28,000	41,054	48,672	48,672
A0802000	803000	Planning FICA	19,144	21,400	22,318	27,226	27,226
A0802000	804000	Planning Workers' Comp	3,455	5,300	5,545	6,681	6,681
A0802000	805000	Planning Unemployment Ins	4,275	0	0	0	0
A0802000	806000	Planning Health Insurance	34,922	41,127	47,296	47,296	47,296
A0802000	807000	Planning Dental Insurance	2,745	3,000	2,761	2,761	2,761
43	Equipment						
A0802000	221701	IT Departmental Capital costs	4,479	6,000	3,900	3,900	3,900
44	Contractual						
A0802000	440100	Planning Postage	114	200	400	400	400
A0802000	440700	Planning Supplies	1,445	1,500	1,500	1,500	1,500
A0802000	440901	IT Services Costs	2,616	3,800	26,500	26,500	26,500
A0802000	450100	Planning Education/Training	3,489	3,500	5,000	5,000	5,000
A0802000	450500	Planning Dues/Subs/Sup/Bks	519	5,500	5,500	5,500	5,500
A0802000	450700	Planning Travel & Subsistence	35	2,000	2,000	2,000	2,000
A0802000	460500	Planning Repairs & Maint Equip	989	0	0	0	0
A0802000	470300	Planning Vehicle Expense	924	300	300	300	300
A0802000	490700	Planning Legal Notices	193	300	300	300	300
A0802000	490900	Planning Miscellaneous	193	200	200	200	200
A0802000	495019	CDBG Housing Assessment Serv	35,873	0	0	0	0
A0802000	495020	NYS Septic Replace Services	0	190,000	0	0	0

8020	Planning		2022	2023	2024	2024	2024
			Actual	Orig. Bud	Dept. Request	Tentative	Adopted
A0802000	495021	NYS CDBG Main Street Lowville	342,840	0	0	0	0
A0802000	495300	2023 NYS Shared Services Expen	0	0	0	0	0
A0802000	495500	Planning Projects	100,126	130,000	215,500	215,500	215,500
A0802000	495505	Land Use Planning Policies	0	160,000	100,000	100,000	100,000
A0802000	495600	Plan Ag District 8 Year Review	0	0	0	0	0
A0802000	495700	2023 NYS Smart Growth Expense	0	0	0	0	0
A0802000	496000	Planning STEM	10,738	12,000	12,000	12,000	12,000
A0802000	496400	Plan Cntl Lws Cty Reg Wter Prg	63,068	0	0	0	0
TOTAL	Planning		620,515	673,954	706,264	784,092	784,092

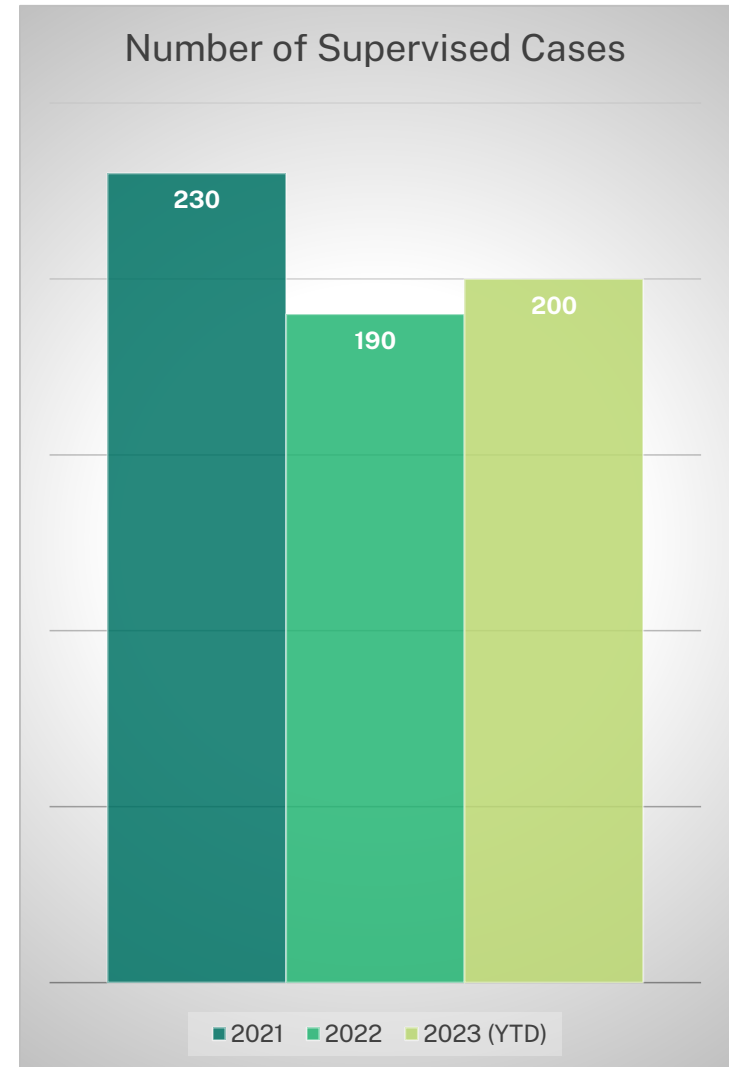
Probation

Initiatives

- Continued interagency collaboration and continued staff training to ensure that the department is best suited to attain our mission of offender rehabilitation and community safety.
- In 2024, we anticipate that we will become an armed department. Officer safety is a high priority for the Probation Department and the county. Arming our officers with a firearm will increase the likelihood that they can prevent serious physical injury or death while performing their job functions.
- Continued revision of existing departmental policies and creation of new policies to ensure that we are up to date with New York State Office of Probation and Correctional Alternatives (OPCA) Rules and Regulations and the ever-changing New York State criminal justice system.

Key Budgetary Issues

- In October 2022, we received a New York State Division of Criminal Justice Services County Pretrial Services Grant. There was discussion early in 2023 that this grant would be renewed in 2023. The grant may still be renewed in the fall of 2023.
- There is also some discussion in state legislature that the Raise the Age funding from the state, which currently reimburses county expenses, may shift to a block grant in the future. At this time, it is not known what a Raise the Age block grant would look like from the state.



3140	Probation		2022	2023	2024	2024	2024
			Actual	Orig. Bud	Dept. Request	Tentative	Adopted
31	Local Sources						
A0314000	315150	Probation Alt to Incarceration	(3,171)	(500)	(500)	(500)	(500)
A0314000	315800	Probation Rstitution Surcharge	(1,107)	(1,500)	(750)	(750)	(750)
A0314000	315801	Probation Fees	(894)	(500)	(500)	(500)	(500)
A0314000	315802	Probation Admin Fee	(2,267)	(1,500)	(1,500)	(1,500)	(1,500)
A0314000	315891	Probation DWI	(5,000)	(5,000)	(5,000)	(5,000)	(5,000)
33	State Sources						
A0314000	333100	Probation Services	(80,378)	(80,000)	(80,000)	(80,000)	(80,000)
A0314000	333102	Probation ATI Program	(46,390)	(1,668)	(16,668)	(16,668)	(16,668)
A0314000	333104	Probation Non Secure Detention	(38,673)	(5,200)	(5,200)	(5,200)	(5,200)
A0314000	333105	Probation STSJP Revenue	(1,290)	(22,940)	(22,940)	(22,940)	(22,940)
A0314000	333106	Probation Raise the Age	(24,273)	(76,912)	(76,912)	(76,912)	(76,912)
A0314000	333113	Probation Leandra's Law IID	(2,530)	(2,579)	(2,579)	(2,579)	(2,579)
41	Personal Services						
A0314000	110100	Probation Personal Services	358,800	356,956	378,700	379,100	379,100
A0314000	110300	Probation Overtime	29	1,500	1,500	1,500	1,500
A0314000	110600	Probation Employee Exp Taxable	15	0	0	0	0
42	Fringe						
A0314000	801000	Probation Retirement	39,357	37,300	54,700	54,770	54,770
A0314000	803000	Probation FICA	25,841	25,255	26,907	26,937	26,937
A0314000	804000	Probation Workers' Comp	6,096	6,345	6,730	6,737	6,737
A0314000	806000	Probation Health Insurance	60,501	69,485	68,446	68,446	68,446
A0314000	807000	Probation Dental Insurance	2,996	2,872	2,936	2,936	2,936
43	Equipment						
A0314000	221701	IT Departmental Capital costs	2,615	2,950	2,100	2,100	2,100
A0314000	223400	Probation Vehicle Lease	10,753	9,500	10,200	10,200	10,200
44	Contractual						
A0314000	440100	Probation Postage	289	500	500	500	500
A0314000	440300	Probation Printing	0	100	100	100	100
A0314000	440700	Probation Supplies	1,022	7,032	7,000	7,000	7,000
A0314000	440900	Probation Data Processing	6,529	6,900	7,300	7,300	7,300
A0314000	440901	IT Services Costs	3,631	3,554	4,188	4,188	4,188
A0314000	450500	Probation Dues	700	800	900	900	900
A0314000	450700	Probation Travel & Subsistence	(125)	7,125	7,250	7,250	7,250
A0314000	452300	Probation STSJP Youth Ed	0	15,000	15,000	15,000	15,000
A0314000	452400	Probation STSJP Clinical Svcs	2,080	15,000	15,000	15,000	15,000
A0314000	452500	Probation STSJP Respite	0	7,000	7,000	7,000	7,000
A0314000	452600	Probation RTA Respite	0	20,292	20,292	20,292	20,292

3140	Probation		2022	2023	2024	2024	2024
			Actual	Orig. Bud	Dept. Request	Tentative	Adopted
A0314000	452700	Probation RTA Travel	0	16,725	16,725	16,725	16,725
A0314000	452800	Probation RTA Detention	30,870	30,870	30,870	30,870	30,870
A0314000	452900	Probation RTA Clinical	0	6,016	6,016	6,016	6,016
A0314000	470300	Probation Vehicle Expense	2,937	3,500	3,000	3,000	3,000
A0314000	490100	Probation Professional Service	0	5,000	5,000	5,000	5,000
A0314300	499900	Probation Detention	58,293	20,000	20,000	20,000	20,000
TOTAL	Probation		407,256	479,278	505,810	506,318	506,318

Public Defender

These are services related to mandated public defense for indigent citizen.

1170	Public Defender		2022	2023	2024	2024	2024
			Actual	Orig. Bud	Dept. Request	Tentative	Adopted
33	State Sources						
A0117000	330251	Pub Def Assigned Couns Subsidy	0	0	(37,500)	(37,500)	(37,500)
A0117000	330257	Public Defender Grant 800022	(5,182)	0	(15,000)	(15,000)	(15,000)
A0117000	330258	Public Defender Grant 900022	(4,316)	0	(10,000)	(10,000)	(10,000)
A0117000	330259	Public Defender Grant Statewide	(553,531)	(300,000)	(400,000)	(400,000)	(400,000)
A0117000	330260	Public Defender Grant 100022	(13,560)	(20,000)	(10,000)	(10,000)	(10,000)
A0117000	330261	Public Defender Grant 110022	(25,513)	(40,000)	(40,000)	(40,000)	(40,000)
A0117000	330262	Public Defender Grant 120022	0	(56,000)	(15,000)	(15,000)	(15,000)
A0117000	330263	Public Defender Grant 130022	0	(57,000)	(10,000)	(10,000)	(10,000)
44	Contractual						
A0117000	490100	Pub Def Prof Serv Lewis Def	244,800	317,000	324,000	340,000	340,000
A0117000	490200	Pub Def Prof Serv McClusky	71,400	100,000	100,000	105,000	105,000
A0117000	490900	PD Miscellaneous	8,804	6,000	6,000	6,000	6,000
A0117000	493400	Pub Def Prof Serv Assgnd Cnsl	104,819	80,000	175,000	175,000	175,000
A0117000	494800	Public Defender Grant 800022	8,002	0	15,000	15,000	15,000
A0117000	494900	Public Defender Grant 900022	9,523	0	10,000	10,000	10,000
A0117000	494905	Public Defender Grant 100022	18,239	20,000	10,000	10,000	10,000
A0117000	494906	Public Defender Grant 110022	36,739	40,000	40,000	40,000	40,000
A0117000	494907	Public Defender Grant 120022	8,710	56,000	15,000	15,000	15,000
A0117000	494908	Public Defender Grant 130022	0	57,000	10,000	10,000	10,000
A0117000	494959	Public Defender Grant Statewide	393,702	300,000	400,000	400,000	400,000
TOTAL	Public Defender		302,637	503,000	567,500	588,500	588,500

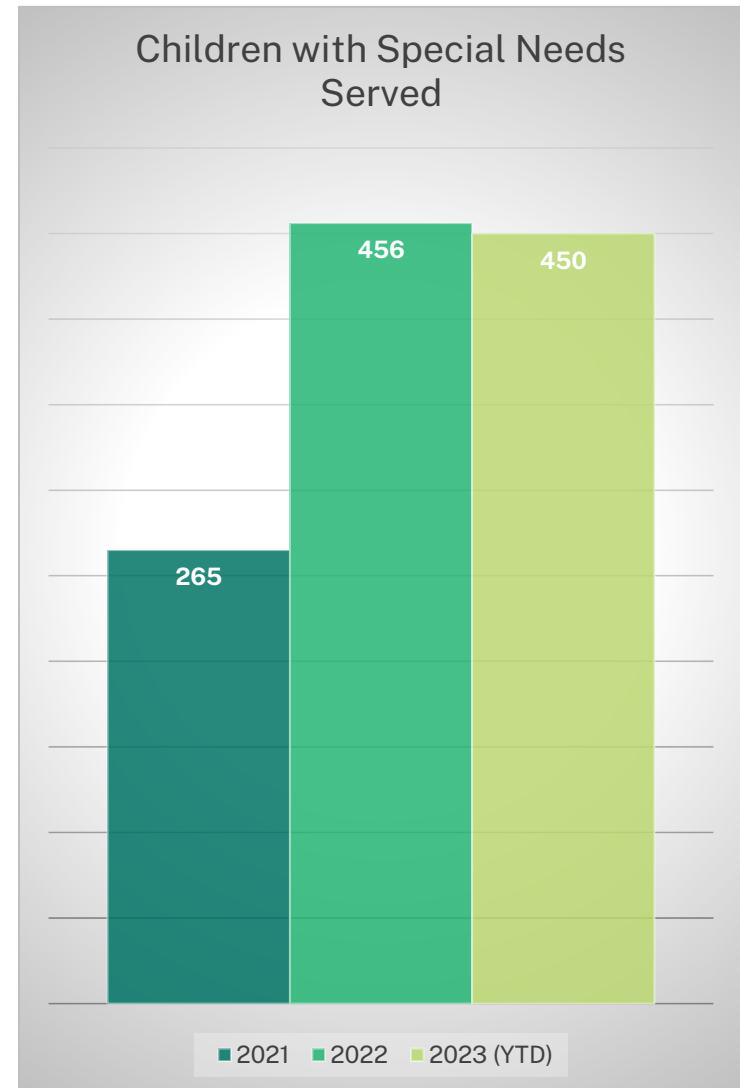
Public Health

Initiatives

- Start the Healthy Together Evidence Based Childhood Obesity Prevention Program.
- Implement finger stick blood lead testing in physician offices for children ages 1 and 2.
- Include new recommended vaccines including the new COVID vaccine and RSV vaccine in inventory and administration plans.

Budgetary Issues

- Two large COVID Grants will be ending in 2023. The Fellowship Grant and the Immunization Action Grant will be ending in June of 2024.
- The Workforce Development Grant will start to be used in 2024. This is a 5-year grant totaling \$542,241.
- While we increased preschool provider rates and are seeing more children needing preschool special education services, we have decreased preschool expenses by \$52,280. This is as a result of a decrease in transportation costs by utilizing Volunteer Transportation Center and a decrease in tuition-based services as we are providing more services to children in school or their natural environment rather than a center.



4010	Public Health		2022	2023	2024	2024	2024
			Actual	Orig. Bud	Dept. Request	Tentative	Adopted
31	Local Sources						
A0401100	316050	PHCP Parent Payments	(1,361)	(2,500)	(1,500)	(1,500)	(1,500)
A0401200	316060	Child Health Child Care Counse	0	(500)	(500)	(500)	(500)
A0401300	327000	Public Health General	(600)	0	0	0	0
A0401300	327013	Public Health Contributions	0	(500)	(500)	(500)	(500)
A0401500	316200	EI Medicaid	(11,564)	(9,500)	(9,500)	(9,500)	(9,500)
A0401600	316103	PreK PSSHSP Medicaid	(324,134)	(325,492)	(350,000)	(350,000)	(350,000)
A0404200	316190	Rabies Post Exposure	(11,439)	(20,000)	(20,000)	(20,000)	(20,000)
A0404200	316290	Rabies Pre Exposure	(3,130)	(1,500)	(1,500)	(1,500)	(1,500)
A0404200	316890	Rabies Pet Clinics	(4,929)	(6,000)	(6,000)	(6,000)	(6,000)
A0408600	316012	DC Vaccines-Ineligible	0	(2,500)	(2,500)	(2,500)	(2,500)
A0408900	316011	Immuniz Vaccines Revenue	(29,437)	(25,000)	(25,000)	(25,000)	(25,000)
A0408900	316104	D&TC Medicaid	(18)	(1,000)	(1,000)	(1,000)	(1,000)
A0408900	316105	Immunization Medicare	(10,240)	(2,500)	(2,500)	(2,500)	(2,500)
A0409300	327014	Chronic Disease Contributions	(600)	(250)	(250)	(250)	(250)
33	State Sources						
A0401000	334890	NYS Health Care Bonus revenue	(9,689)	0	0	0	0
A0401100	334460	PHCP State Revenue	(829)	(2,500)	(1,500)	(1,500)	(1,500)
A0401300	334450	Agency Admin Article6 Revenue	(725,928)	(822,701)	(874,685)	(874,685)	(874,685)
A0401500	334011	EI State Revenue	(52,990)	(66,920)	(53,000)	(53,000)	(53,000)
A0401500	334013	EI Admin Grant	(33,807)	(28,038)	(28,038)	(28,038)	(28,038)
A0401600	334016	PreK State Revenue	(346,399)	(929,785)	(936,073)	(936,073)	(936,073)
A0401700	334014	CSHCN Admin Grant	(31,724)	(53,308)	(53,308)	(53,308)	(53,308)
A0404200	334421	Rabies State Revenue	(9,334)	(10,511)	(10,511)	(10,511)	(10,511)
A0407100	334071	Lead State Revenue	(36,942)	(22,199)	(27,700)	(27,700)	(27,700)
A0408900	334089	Immunization State Revenue	(25,350)	(163,547)	(113,543)	(113,543)	(113,543)
A0409700	330007	NYS HRI Covid	(576,177)	(379,946)	(227,055)	(227,055)	(227,055)
A0409700	340006	COVID-19 FEDERAL	0	(361,995)	(294,580)	(294,580)	(294,580)
34	Federal Sources						
A0401500	344100	EI LEIA Transport	(70,288)	(66,231)	(66,231)	(66,231)	(66,231)
A0409200	344895	PHEP HRI Revenue	(575,717)	(834,304)	(52,099)	(52,099)	(52,099)
41	Personal Services						
A0401100	110100	PHCP Personal Services	1,169	14,615	15,963	15,963	15,963
A0401200	110100	Child Health Personal Services	49	14,816	6,398	6,398	6,398
A0401300	110100	PH AgcyAdmin Personal Services	94,245	94,683	100,341	100,341	100,341
A0401400	110100	PH Mat/Infant Hlth Pers Svs	1,971	24,804	24,581	24,581	24,581
A0401500	110100	PH EI Personal Services	119,789	73,823	100,196	100,196	100,196
A0401600	110100	PH PreK Personal Services	50,066	45,276	47,397	47,397	47,397
A0401700	110100	PH CSHCN Personal Services	24,587	65,555	65,332	65,332	65,332
A0403500	110100	PH CSP Personal Services	26	0	0	0	0

4010	Public Health		2022	2023	2024	2024	2024
			Actual	Orig. Budget	Dept. Request	Tentative	Adopted
A0404200	110100	PH Rabies Personal Services	16,893	71,567	72,105	72,105	72,105
A0406800	110100	PH Arthropod Personal Services	743	6,352	8,260	8,260	8,260
A0406900	110100	PH ZIKA Pers Svs	0	1,362	940	940	940
A0407100	110100	PH Lead Personal Services	47,230	69,065	75,589	75,589	75,589
A0407200	110100	PH Inj & Prev Personal Service	21,214	26,959	27,879	27,879	27,879
A0408100	110100	PH Outpatient Personal Services	1,603	14,621	12,956	12,956	12,956
A0408200	110100	PH STD Personal Services	3,358	3,546	4,995	4,995	4,995
A0408300	110100	PH HIV Personal Services	45	1,362	2,262	2,262	2,262
A0408400	110100	PH Reproductive Health Pers Sv	152	2,339	3,317	3,317	3,317
A0408500	110100	PH Fmly Hlth Personal Services	187	3,946	2,656	2,656	2,656
A0408600	110100	PH DC Personal Services	80,325	87,960	108,672	108,672	108,672
A0408800	110100	PH CHA Personal Services	9,646	13,969	23,233	23,233	23,233
A0408900	110100	PH Immunizat Personal Services	84,419	116,448	140,926	140,926	140,926
A0409200	110100	PH EP Personal Services	113,290	90,446	78,882	78,882	78,882
A0409300	110100	PH CD Personal Services	66,389	28,982	36,417	36,417	36,417
A0409500	110100	PH EBOLA Personal Services	170	0	0	0	0
A0409600	110100	PH ProgAdmin Personal Services	234,978	67,281	73,843	73,843	73,843
A0409700	110100	Personal Svs Regular Pay	173,113	216,922	130,155	130,155	130,155
A0409900	110300	PH Overtime	0	0	20,000	20,000	20,000
42	Fringe						
A0401100	803000	PHCP FICA	89	0	0	0	0
A0401200	803000	PH Child Health FICA	3	0	0	0	0
A0401300	803000	PH Agency Admin FICA	6,668	0	0	0	0
A0401400	803000	PH Mat/Infant Hlth FICA	135	0	0	0	0
A0401500	803000	PH EI FICA	8,957	0	0	0	0
A0401600	803000	PH PreK FICA	3,609	0	0	0	0
A0401700	803000	PH Children Spcl Needs FICA	1,771	0	0	0	0
A0403500	803000	PH Cancer FICA	2	0	0	0	0
A0404200	803000	PH Rabies FICA	1,185	0	0	0	0
A0406800	803000	PH Arthropod FICA	53	0	0	0	0
A0407100	803000	PH Lead Prevention FICA	3,599	0	0	0	0
A0407200	803000	PH Inj & Prev FICA	1,425	0	0	0	0
A0408100	803000	PH Outpatient TB FICA	112	0	0	0	0
A0408200	803000	PH STD FICA	229	0	0	0	0
A0408300	803000	PH HIV FICA	3	0	0	0	0
A0408400	803000	PH Reproductive Health FICA	10	0	0	0	0
A0408500	803000	PH Family/Child Health FICA	13	0	0	0	0
A0408600	803000	PH Disease Control FICA	5,605	0	0	0	0
A0408800	803000	PH CHA/CHIP FICA	685	0	0	0	0
A0408900	803000	PH Immunization FICA	6,027	0	0	0	0
A0409200	803000	PH Emergency Preparedness FICA	8,116	0	0	0	0
A0409200	805000	PH Emergency Prep Unemp Ins	8,219	0	0	0	0

4010	Public Health		2022	2023	2024	2024	2024
			Actual	Orig. Bud	Dept. Request	Tentative	Adopted
A0409300	803000	PH Chronic Disease FICA	4,632	0	0	0	0
A0409500	803000	PH Ebola FICA	12	0	0	0	0
A0409600	803000	PH Program Admin FICA	17,887	0	0	0	0
A0409700	803000	PH Covid FICA	12,452	0	0	0	0
A0409900	801000	PH Misc Retirement	108,622	111,200	156,900	138,100	138,100
A0409900	803000	PH Miscellaneous FICA	65	82,975	84,867	74,965	74,965
A0409900	804000	PH Miscellaneous Workers' Comp	23,112	20,475	20,758	18,271	18,271
A0409900	806000	PH Health Insurance	133,888	139,243	172,477	129,334	129,334
A0409900	807000	PHDental Insurance	9,252	8,810	9,489	9,489	9,489
43	Equipment						
A0401300	223400	Vehicle Lease	12,289	13,500	8,700	8,700	8,700
44	Contractual						
A0401000	490900	PH External Miscellaneous	50,389	0	0	0	0
A0401100	490100	PHCP Professional Services	2,332	10,000	5,000	5,000	5,000
A0401100	490900	PHCP Miscellaneous	49	500	500	500	500
A0401200	490700	Child Health Adv	0	1,000	1,000	1,000	1,000
A0401200	490900	Child Health Miscellaneous	61	268	268	268	268
A0401300	430100	Agency Admin Telephone	869	1,008	1,008	1,008	1,008
A0401300	440100	Agency Admin Postage	0	400	400	400	400
A0401300	440500	Agency Admin Copier & Reprod	11	1,125	1,125	1,125	1,125
A0401300	440700	Agency Admin Supplies	34	1,500	1,500	1,500	1,500
A0401300	440900	Agency Admin Data Processing	5	800	800	800	800
A0401300	440901	IT Services Costs	0	6,300	8,439	8,439	8,439
A0401300	450100	Agency Admin Educ & Training	0	100	100	100	100
A0401300	450300	Agency Admin Educ Material	0	100	100	100	100
A0401300	450500	Agency Admin Dues & Subsc	2,563	3,000	3,000	3,000	3,000
A0401300	450700	Agency Admin Travel & Subs	0	175	175	175	175
A0401300	470100	Agency Admin Vehicle Repairs	500	500	500	500	500
A0401300	470300	Agency Admin Veh Exp-Gas-Oil	85	250	250	250	250
A0401300	490100	Agency Admin Prof Services	1,000	1,600	1,600	1,600	1,600
A0401300	490300	Agency Admin Insurance	5,042	5,042	5,042	5,042	5,042
A0401300	490700	Agency Admin Legal/Advertising	0	100	100	100	100
A0401300	490900	Agency Admin Miscellaneous	9,059	350	9,175	9,175	9,175
A0401400	490900	Maternal Miscellaneous	1,325	175	175	175	175
A0401500	430100	EI Telephone	1,320	989	989	989	989
A0401500	440100	EI Postage	1,333	1,400	1,300	1,300	1,300
A0401500	440500	EI Copier & Reproduction	805	725	1,400	1,400	1,400
A0401500	440700	EI Supplies	1,588	775	775	775	775
A0401500	440900	EI Data Processing	165	350	350	350	350
A0401500	450100	EI Education & Training	0	500	500	500	500
A0401500	450300	EI Educational Material	0	554	550	550	550

4010	Public Health		2022	2023	2024	2024	2024
			Actual	Orig. Bud	Dept. Request	Tentative	Adopted
A0401500	450600	EI Contracted Transport	0	250	250	250	250
A0401500	450700	EI Travel & Subsistence	0	100	250	250	250
A0401500	460500	Repairs & Maint-Equip	0	50	50	50	50
A0401500	470100	EI Vehicle Repairs	50	50	50	50	50
A0401500	470300	EI Vehicle Expense Gas-Oil	223	300	50	50	50
A0401500	480300	EI Rental-in Lieu of	8,629	7,705	7,705	7,705	7,705
A0401500	490000	EI Contracted Services	92,129	115,000	136,000	136,000	136,000
A0401500	490100	EI Professional Services	0	686	686	686	686
A0401500	490300	EI Insurance	550	550	550	550	550
A0401500	490700	EI Legal/Advertising	20	100	100	100	100
A0401500	490800	EI Respite Services	0	500	500	500	500
A0401500	490900	EI Miscellaneous	0	150	150	150	150
A0401600	430100	PreK Telephone	634	700	700	700	700
A0401600	440100	PreK Postage	103	350	350	350	350
A0401600	440500	PreK Copier & Reproduction	656	750	750	750	750
A0401600	440700	PreK Supplies	43	300	300	300	300
A0401600	440900	PreK Data Processing	90	600	600	600	600
A0401600	450100	PreK Education & Training	15,983	415,000	300,000	300,000	300,000
A0401600	450600	PreK Contracted Transport	16,388	282,359	63,000	63,000	63,000
A0401600	450700	PreK Travel & Subsistence	3	500	500	500	500
A0401600	480300	PreK Rental-in Lieu of	9,940	9,631	9,631	9,631	9,631
A0401600	490000	PreK Contracted Services	687,713	1,200,000	1,500,000	1,500,000	1,500,000
A0401600	490100	PreK Professional Services	17,818	18,000	21,700	21,700	21,700
A0401600	490300	PreK Insurance	825	825	825	825	825
A0401600	490700	PreK Legal/Advertising	20	150	150	150	150
A0401600	490900	PreK Miscellaneous	72,267	113,000	113,000	113,000	113,000
A0401600	494400	PreK Evaluations	58,749	102,679	110,679	110,679	110,679
A0401700	440100	CSHCN Postage	60	1,000	1,000	1,000	1,000
A0401700	440500	CSHCN Copier & Reproduction	69	1,000	1,000	1,000	1,000
A0401700	440700	CSHCN Supplies	1,733	1,000	1,000	1,000	1,000
A0401700	440900	CSHCN Data Processing	82	1,000	1,000	1,000	1,000
A0401700	450300	CSHCN Educational Material	2,025	1,000	1,000	1,000	1,000
A0401700	450700	CSHCN Travel & Subsistence	29	1,000	1,000	1,000	1,000
A0401700	490100	CSHCN Professional Services	0	1,000	1,000	1,000	1,000
A0401700	490900	CSHCN Miscellaneous	947	0	0	0	0
A0404200	436700	Rabies Vaccines & Pharm	33,771	29,550	40,000	40,000	40,000
A0404200	440100	Rabies Postage	538	650	650	650	650
A0404200	440500	Rabies Copier & Reproduction	203	175	175	175	175
A0404200	440700	Rabies Supplies	498	750	750	750	750
A0404200	450700	Rabies Travel & Subsistence	1,716	2,000	2,000	2,000	2,000
A0404200	490000	Rabies Contracted Services	4,927	7,500	12,000	12,000	12,000
A0404200	490100	Rabies Professional Services	6,500	12,000	12,000	12,000	12,000
A0404200	490700	Rabies Legal/Advertising	2,842	2,864	2,864	2,864	2,864

4010	Public Health		2022	2023	2024	2024	2024
			Actual	Orig. Bud	Dept. Request	Tentative	Adopted
A0404200	490900	Rabies Miscellaneous	1,233	200	200	200	200
A0406800	490900	Arthropod Miscellaneous	1	500	500	500	500
A0406900	490900	PH ZIKA Misc	0	100	100	100	100
A0407100	430100	Lead Telephone	156	324	324	324	324
A0407100	440100	Lead Postage	69	200	200	200	200
A0407100	440500	Lead Copier & Reproduction	100	100	100	100	100
A0407100	440700	Lead Supplies	1,610	2,300	14,700	14,700	14,700
A0407100	440900	Lead Data Processing	50	50	50	50	50
A0407100	450300	Lead Educational Material	0	750	750	750	750
A0407100	450700	Lead Travel & Subsistence	26	100	100	100	100
A0407100	490100	Lead Professional Services	1,333	1,650	1,650	1,650	1,650
A0407100	490700	Lead Legal/Advertising	1,239	5,000	2,500	2,500	2,500
A0407100	490900	Lead Miscellaneous	2,680	550	550	550	550
A0407200	490700	Inj & Prev Adv	338	2,000	2,000	2,000	2,000
A0407200	490900	Inj & Prev Miscellaneous	24	20,050	20,500	20,500	20,500
A0408100	490900	TB Miscellaneous	22	200	200	200	200
A0408200	490900	STD Miscellaneous	466	1,700	1,700	1,700	1,700
A0408300	490900	HIV Miscellaneous	2	500	500	500	500
A0408400	490900	PH Reproductive Health Misc	3	50	50	50	50
A0408500	430100	FH Telephone	67	128	128	128	128
A0408500	440100	FH Postage	8	200	200	200	200
A0408500	440500	FH Copier & Reproduction	3	400	400	400	400
A0408500	440700	FH Supplies	0	1,000	1,000	1,000	1,000
A0408500	440900	FH Data Processing	0	150	150	150	150
A0408500	444800	FH Nursing Services & Equipt	0	250	250	250	250
A0408500	450100	FH Education & Training	0	100	100	100	100
A0408500	450300	FH Educational Material	0	100	100	100	100
A0408500	450500	FH Dues & Subsc	63	100	100	100	100
A0408500	450700	FH Travel & Subsistence	0	100	100	100	100
A0408500	470100	FH Vehicle Repairs	50	50	50	50	50
A0408500	470300	FH Vehicle Expense Gas-Oil	0	500	500	500	500
A0408500	490100	FH Professional Services	0	1,096	1,096	1,096	1,096
A0408500	490700	FH Legal/Advertising	20	2,050	2,050	2,050	2,050
A0408500	490900	FH Miscellaneous	1,333	2,000	2,000	2,000	2,000
A0408600	430100	DC Telephone	356	500	500	500	500
A0408600	436700	DC Vaccines & Pharm	0	750	750	750	750
A0408600	440100	DC Postage	154	200	200	200	200
A0408600	440500	DC Copier & Reproduction	91	250	250	250	250
A0408600	440700	DC Supplies	86	190	190	190	190
A0408600	440900	DC Data Processing	1,618	1,550	1,550	1,550	1,550
A0408600	444800	DC Nursing Services & Equipt	0	650	650	650	650
A0408600	450100	DC Education & Training	180	330	2,330	2,330	2,330
A0408600	450300	DC Educational Material	0	250	250	250	250

4010	Public Health		2022	2023	2024	2024	2024
			Actual	Orig. Bud	Dept. Request	Tentative	Adopted
A0408600	450700	DC Travel & Subsistence	0	750	750	750	750
A0408600	470100	DC Vehicle Repairs	700	700	700	700	700
A0408600	470300	DC Veh Exp-Gas-Oil	27	500	500	500	500
A0408600	490100	DC Professional Services	7,711	15,750	10,000	10,000	10,000
A0408600	490700	DC Legal/Advertising	20	2,200	2,200	2,200	2,200
A0408600	490900	DC Miscellaneous	154	1,650	1,650	1,650	1,650
A0408800	440100	CHA Postage	8	25	25	25	25
A0408800	440500	CHA Copier & Reproduction	25	25	25	25	25
A0408800	450100	CHA Education & Training	0	50	50	50	50
A0408800	450700	CHA Travel & Subsistence	15	100	100	100	100
A0408800	490100	Professional Services Primary	0	5,000	5,000	5,000	5,000
A0408800	490700	CHA/CHIP Adv	0	2,000	6,000	6,000	6,000
A0408800	490900	CHA Miscellaneous	44	100	100	100	100
A0408900	430100	Immunization Telephone	324	608	608	608	608
A0408900	436700	Immunization Vaccines & Pharm	35,864	35,000	50,000	50,000	50,000
A0408900	440100	Immunization Postage	219	1,000	1,000	1,000	1,000
A0408900	440500	Immuniz Copier & Reproduction	831	700	700	700	700
A0408900	440700	Immunization Supplies	507	575	7,075	7,075	7,075
A0408900	444800	Immunization Nursing Svc & Eq	1,173	1,900	1,900	1,900	1,900
A0408900	450300	Immunization Educ Material	397	1,555	1,555	1,555	1,555
A0408900	450700	Immunization Travel & Subs	72	150	150	150	150
A0408900	490700	Immunizati Legal/Advertising	6,097	6,000	6,000	6,000	6,000
A0408900	490900	Immunization Miscellaneous	2,504	94,999	4,000	4,000	4,000
A0409200	430100	PHEP Telephone	5,778	5,592	5,592	5,592	5,592
A0409200	440100	PHEP Postage	588	1,250	1,250	1,250	1,250
A0409200	440500	PHEP Copier & Reproduction	480	750	750	750	750
A0409200	440700	PHEP Supplies	1,355	4,004	4,004	4,004	4,004
A0409200	440900	PHEP Data Processing	1,800	200	200	200	200
A0409200	450700	PHEP Travel & Subsistence	102	4,000	6,372	6,372	6,372
A0409200	490700	PHEP Legal/Advertising	1,992	2,050	2,050	2,050	2,050
A0409200	490900	PHEP Miscellaneous	231,111	711,575	250	250	250
A0409300	423800	Chronic Disease Meeting Supply	91	800	800	800	800
A0409300	430100	Chronic Disease Telephone	458	500	500	500	500
A0409300	440100	Chronic Disease Postage	16	250	250	250	250
A0409300	440500	Chronic Dis Copier & Reprod	471	900	900	900	900
A0409300	440700	Chronic Disease Supplies	0	1,000	1,000	1,000	1,000
A0409300	440900	Chronic Disease Data Process	148	275	275	275	275
A0409300	450100	Chronic Disease Educ & Train	3,470	4,000	24,000	24,000	24,000
A0409300	450200	Chronic Disease Pub Ed & Promo	136	200	200	200	200
A0409300	450300	Chronic Disease Educ Material	136	2,500	2,500	2,500	2,500
A0409300	450500	Chronic Disease Dues & Subsc	0	2,500	2,500	2,500	2,500
A0409300	450700	Chronic Disease Travel & Subs	44	1,045	3,045	3,045	3,045
A0409300	470100	Chronic Disease Vehicle Repair	100	100	100	100	100

4010	Public Health		2022	2023	2024	2024	2024
			Actual	Orig. Bud	Dept. Request	Tentative	Adopted
A0409300	490100	Chronic Disease Prof Services	583	685	685	685	685
A0409300	490700	Chronic Disease Legal/Advert	25	2,400	3,400	3,400	3,400
A0409300	490900	Chronic Disease Miscellaneous	63	6,325	6,325	6,325	6,325
A0409600	430100	Prog Admin Telephone	4,854	4,491	4,491	4,491	4,491
A0409600	440100	Prog Admin Postage	(459)	500	500	500	500
A0409600	440500	Prog Admin Copier & Reprod	1,387	1,800	1,800	1,800	1,800
A0409600	440700	Prog Admin Supplies	6,905	7,600	7,600	7,600	7,600
A0409600	440900	Prog Admin Data Processing	4,848	4,500	4,500	4,500	4,500
A0409600	440901	IT Services Costs	5,222	0	0	0	0
A0409600	450100	Prog Admin Educ & Train	436	3,100	3,100	3,100	3,100
A0409600	450300	Prog Admin Educ Material	0	400	400	400	400
A0409600	450500	Prog Admin Dues & Subsc	379	500	500	500	500
A0409600	450700	Prog Admin Travel & Subs	0	500	5,000	5,000	5,000
A0409600	460500	Prog Admin Rep & Maint -Eqt	0	500	500	500	500
A0409600	470100	Prog Admin Vehicle Repairs	2,899	1,600	1,600	1,600	1,600
A0409600	470300	Prog Admin Veh Exp-Gas-Oil	12	450	450	450	450
A0409600	480300	Prog Admin Rental-in Lieu of	105,073	157,952	157,952	157,952	157,952
A0409600	490100	Prog Admin Prof Services	0	3,142	3,142	3,142	3,142
A0409600	490300	Prog Admin Insurance	8,226	11,310	11,310	11,310	11,310
A0409600	490700	Prog Admin Legal/Advertising	25	2,400	2,400	2,400	2,400
A0409600	490900	Prog Admin Miscellaneous	2,800	500	500	500	500
A0409700	430100	Telephone	2,012	3,500	3,500	3,500	3,500
A0409700	440100	Postage	0	500	500	500	500
A0409700	440500	Copier/Reprod	0	5,000	5,000	5,000	5,000
A0409700	440700	Supplies	12,160	125,000	5,000	5,000	5,000
A0409700	440900	Data Processing Costs	0	1,500	1,500	1,500	1,500
A0409700	450700	Travel	416	7,372	5,000	5,000	5,000
A0409700	490100	Professional Services Primary	172,538	325,000	0	0	0
A0409700	490700	Advertising/Legal Notices	250	3,500	3,500	3,500	3,500
A0409700	490900	Miscellaneous	3,957	100,000	312,893	312,893	312,893
A0409900	440100	Miscellaneous Postage	0	500	500	500	500
A0409900	440500	Misc Copier & Reproduction	114	2,000	2,000	2,000	2,000
A0409900	440700	Miscellaneous Supplies	0	2,624	2,624	2,624	2,624
A0409900	492500	Credit Card Fees	120	120	120	120	120
TOTAL	Public Health		402,263	1,517,352	1,645,985	1,571,653	1,571,653

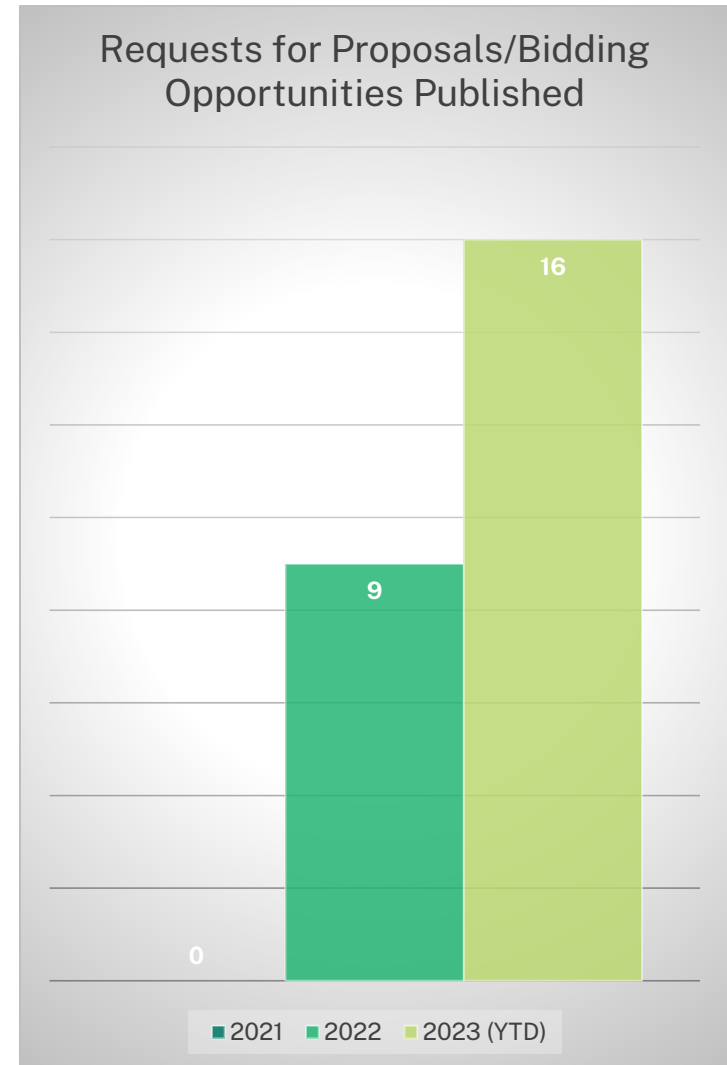
Purchasing

Initiatives

- Use National Cooperatives and existing contracts to get the county the best value for goods and services.
- Continue to work on making the county fleet more efficient and appropriately sized.
- Help implement a virtual card payment option and increase efficiencies with the accounts payable process.

Key Budgetary Issues

Work with the Treasurer's Office to reduce the number of paper checks written by using electronic transfers or Direct Pay to vendors. The average cost of a check with postage, supplies, and labor is \$7.



1050	Purchasing		2022	2023	2024	2024	2024
			Actual	Orig. Bud	Dept. Request	Tentative	Adopted
31	Local Sources						
A0105000	327010	Refund for P Cards	(300)	0	0	0	0
41	Personal Services						
A0105000	110100	Personal Svs Regular Pay	41,147	53,862	60,000	60,000	60,000
42	Fringe						
A0105000	801000	Retirement	0	4,370	6,330	6,330	6,330
A0105000	803000	Purchasing FICA	3,148	4,120	4,285	4,285	4,285
A0105000	804000	Workers Comp	0	955	991	991	991
43	Equipment						
A0105000	221100	Office Equipment	327	750	500	500	500
A0105000	221701	IT Departmental Capital costs	836	500	0	0	0
44	Contractual						
A0105000	440700	Supplies	1,544	650	650	650	650
A0105000	440901	IT Services Costs	195	350	420	420	420
A0105000	450500	Dues/Subscriptions	50	250	450	450	450
A0105000	450700	Travel	217	500	1,000	1,000	1,000
TOTAL	Purchasing		47,164	66,307	74,626	74,626	74,626

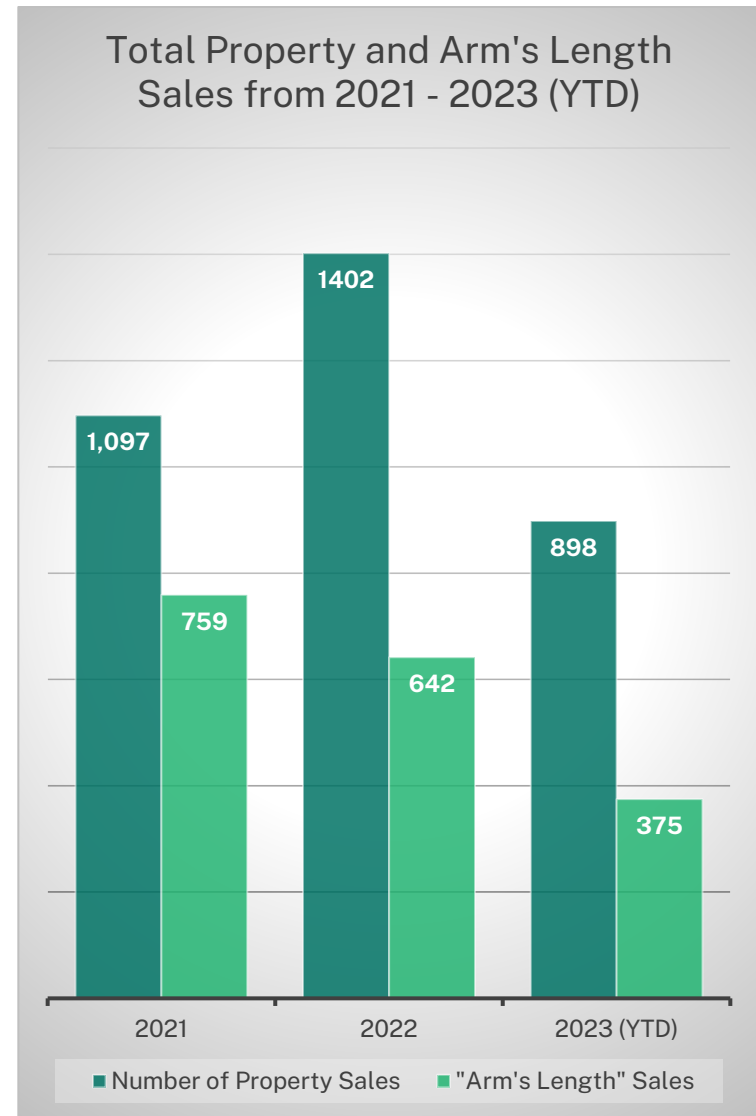
Real Property

Initiatives

- Contract with towns to assist with their data collection, this will require a new position with potential training costs.
- Fill an assessor position with a candidate who can take the required training and assist towns with revaluation projects and potentially assume the assessor duties in the future.
- Add a position to assist with the E911 address maintenance. This could potentially be a shared cost through the 911 grants. Additional workstation would be needed.

Budgetary Issues

- The 2024 Real Property budget includes requests for two new positions: one being a Data Collector/E911 Address Maintenance Assistant and the other for a full-time Assessor. These positions are being requested due to the lack of qualified assessors across New York State and the aging assessor population. This will impact both the personal services portion and the training portion of the 2024 budget.
- The 2024 budget also includes a large expense for an addition to our mapping software which would enable both the mapping staff to be in the file at the same time making edits. With the increase in the number of parcels, deeds, and filed survey maps, it is no longer feasible for only one person to be able to edit parcels at a time.



1355	Real Property		2022	2023	2024	2024	2024
			Actual	Orig. Bud	Dept. Request	Tentative	Adopted
31	Local Sources						
A0135500	322101	Real Prop Tax Assess - Schools	(35,694)	(36,366)	(37,232)	(37,232)	(37,232)
A0135500	322105	Real Prop Tax Assess - Village	(4,389)	(4,530)	(4,560)	(4,560)	(4,560)
A0135500	326560	Real Prop Sale of Maps etc	(1,403)	(5,000)	(5,200)	(5,200)	(5,200)
A0135500	326563	RPS	(14,160)	(7,450)	(7,050)	(7,050)	(7,050)
41	Personal Services						
A0135500	110100	Real Prop Personal Services	260,722	252,690	267,417	359,651	359,651
A0135500	110600	Real Prop Employee Exp Taxable	388	0	0	0	0
42	Fringe						
A0135500	801000	Real Prop Retirement	31,314	29,300	42,850	53,246	53,246
A0135500	803000	Real Property FICA	18,349	17,570	18,292	25,348	25,348
A0135500	804000	Real Prop Workers' Comp	4,143	4,475	4,733	6,366	6,366
A0135500	806000	Real Prop Health Insurance	65,760	71,750	88,358	94,145	94,145
A0135500	807000	Real Prop Dental Insurance	4,048	4,170	4,317	4,317	4,317
43	Equipment						
A0135500	221700	Real Prop Computers	0	0	2,500	2,500	2,500
A0135500	221701	IT Departmental Capital costs	1,116	1,000	2,500	2,500	2,500
44	Contractual						
A0135500	430100	Real Prop Telephone	0	0	3,092	3,092	3,092
A0135500	440100	Real Prop Postage	23,995	27,035	35,100	35,100	35,100
A0135500	440500	Real Prop Copier/Reprod/Etc	1,269	1,100	1,500	1,500	1,500
A0135500	440700	Real Prop Supplies	4,763	7,525	7,700	7,700	7,700
A0135500	440900	Real Prop Data Processing Cost	21,586	22,365	39,859	39,859	39,859
A0135500	440901	IT Services Costs	2,231	2,264	3,100	3,100	3,100
A0135500	450100	Real Prop Education/Training	1,316	1,500	4,500	4,500	4,500
A0135500	450500	Real Prop Dues/Subs/Sup/Bks	424	424	517	517	517
A0135500	450700	Real Prop Travel & Subsistence	764	850	1,100	1,100	1,100
A0135500	490100	Real Prop Professional Service	5,936	6,250	6,250	6,250	6,250
A0135500	490900	Real Prop Miscellaneous Expense	374	500	500	500	500
TOTAL	Real Property		392,853	397,422	480,143	597,249	597,249

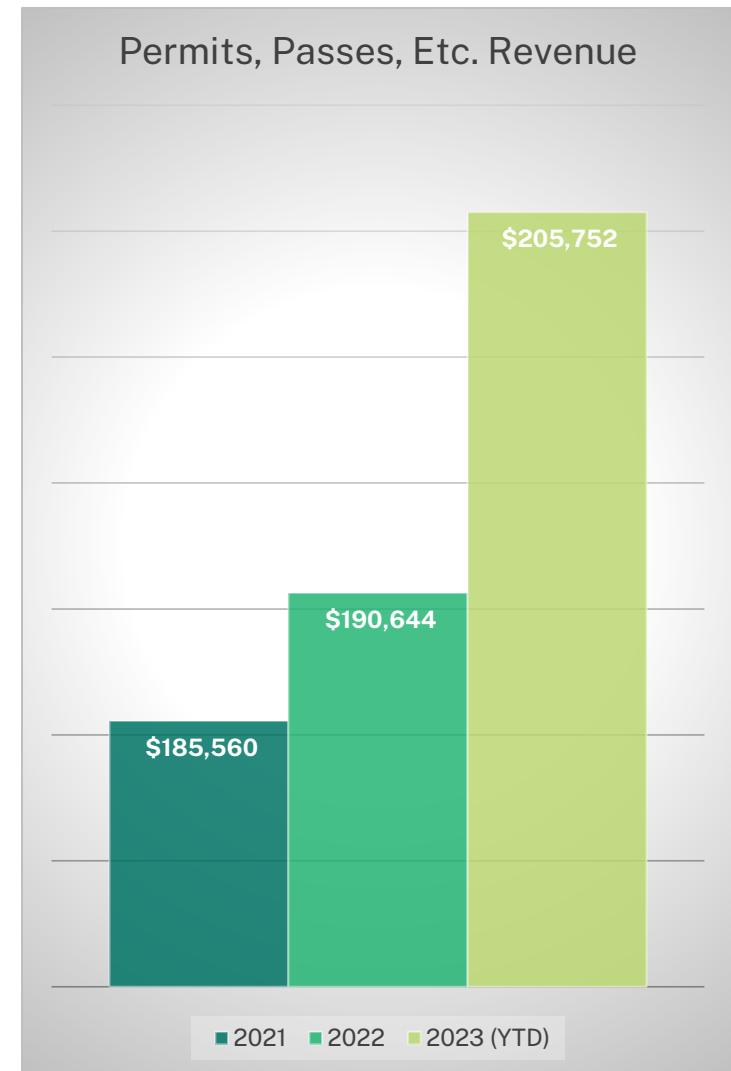
Recreation, Forestry, & Parks

Initiatives

- Complete a grand opening of Singing Waters Park
- Reservation system for camping in Lewis County Camping Areas
- New trail signage initiative for the OHV trail system
- Implementing a strategic plan

Budgetary Issues

- There will be a variety of changes in 2024 for the Recreation, Forestry and Parks Department. It will include moving to the renovated highway garage with room for all the staff and equipment in one area. This will be a huge improvement to our department.
- With the growth of our Off Highway Vehicle Trail System and the potential growth of the rails to trails, a change in personnel has been requested for 2024. The admin assistant was requested to be moved to a Senior Account Clerk to help manage the different accounts within the department, manage the permit system and help with budgeting. An additional full-time position was requested and will replace two 6-month seasonal positions. The growth of the department requires a split in crews and staff, so a request a change of one Crew Worker to a Crew Foreman.



7990	Trail Maintenance		2022	2023	2024	2024	2024
			Actual	Orig Bud	Dept Request	Tentative	Adopted
31	Local Sources						
A0799000	320010	Trail Permits	(191,759)	(197,791)	(200,000)	(200,000)	(200,000)
A0799000	320012	Trails Reserve Fund Transfer	0	0	(91,377)	(91,377)	(91,377)
A0799000	327061	Careers Here	(10,910)	0	0	0	0
41	Personal Services						
A0799000	110100	Trail Maint Personal Services	103,851	133,266	154,000	68,753	68,753
A0799000	110600	Trail Employee Exp Taxable	0	200	400	400	400
42	Fringe						
A0799000	801000	Trail Retirement	3,090	1,950	17,400	7,770	7,770
A0799000	803000	Trail Maintenance FICA	7,898	10,175	11,779	5,260	5,260
A0799000	804000	Trail Maint Workers' Comp	1,127	2,360	2,725	1,217	1,217
A0799000	805000	Trail Maint Unemployment Ins	7,447	15,000	15,000	15,000	15,000
43	Equipment						
A0799000	223300	Trail Vehicles	75,414	0	0	0	0
44	Contractual						
A0799000	440100	Trail Postage	3,179	3,500	6,000	6,000	6,000
A0799000	440700	Trail Supplies	1,375	2,000	3,000	3,000	3,000
A0799000	440900	Trail Data Processing	422	1,000	1,000	1,000	1,000
A0799000	450100	Trail Education & Enforcement	10,000	10,000	10,000	10,000	10,000
A0799000	460400	Trail Work	10,971	12,000	10,000	10,000	10,000
A0799000	460500	Trail Repairs & Maint Equip	3,945	5,000	6,000	6,000	6,000
A0799000	461600	Trail Signage	1,054	7,500	12,000	12,000	12,000
A0799000	470300	Trail Vehicle Expense	17,750	15,000	15,000	15,000	15,000
A0799000	490300	Trail All Types Insurance	729	1,000	1,500	1,500	1,500
A0799000	490700	Trail Advertising/Legal Notice	0	2,500	2,500	2,500	2,500
A0799000	490900	Trail Miscellaneous	0	1,500	3,000	3,000	3,000
A0799000	492700	Trail ATV SEQR	0	5,000	5,000	5,000	5,000
A0799000	499400	Trail ATV Club Membership Reim	16,465	17,000	20,000	20,000	20,000
TOTAL	Trail Maintenance		62,047	48,160	4,928	(97,977)	(97,977)

7141	Snowmobile		2022	2023	2024	2024	2024
			Actual	Orig. Bud	Dept. Request	Tentative	Adopted
33	State Sources						
A0714100	338202	Snowmobile Trails	(515,927)	0	0	0	0
44	Contractual						
A0714100	499900	Snowmobile Trails	325,117	0	0	9,000	9,000
TOTAL	Snowmobile		(190,811)	0	0	9,000	9,000

7991	Recreation Forestry & Parks		2022	2023	2024	2024	2024
			Actual	Orig Bud	Dept Request	Tentative	Adopted
31	Local Sources						
A0798900	320011	Trail Events	(180)	(200)	(200)	(200)	(200)
A0871100	326520	Reforest Sale of Forest Prod	(110,738)	(95,000)	(170,000)	(170,000)	(170,000)
33	State Sources						
A0871200	338300	Ref Singing Waters Grant	0	0	0	0	0
41	Personal Services						
A0798900	110100	Trail Personal Services	82,266	129,558	186,798	186,748	186,748
A0798900	110300	Overtime	0	0	10,000	10,000	10,000
A0798900	110600	Trail Employee Exp Taxable	0	200	400	400	400
A0871100	110100	Reforestation Personal Service	33,645	52,566	82,477	68,752	68,752
A0871100	110600	Reforest Employee Exp Taxable	0	0	400	400	400
42	Fringe						
A0798900	801000	Trail Program Retirement	10,832	13,900	26,900	26,884	26,884
A0798900	803000	Trail Program FICA	6,057	9,570	11,600	11,600	11,600
A0798900	804000	Trail Program Workers' Comp	1,467	2,300	3,751	3,750	3,750
A0798900	805000	Trail Program Unemployment Ins	0	0	500	500	500
A0798900	806000	Trail Health Insurance	3,354	25,595	11,573	11,573	11,573
A0798900	807000	Trail Dental Insurance	735	1,700	1,205	1,205	1,205
A0871100	801000	Reforestation Retirement	1,223	1,000	9,320	7,770	7,770
A0871100	803000	Reforestation FICA	2,547	4,025	6,310	5,260	5,260
A0871100	804000	Reforestation Workers' Comp	310	930	1,460	1,217	1,217
A0871100	805000	Reforestation Unemployment Ins	0	0	1,673	1,673	1,673
43	Equipment						
A0798900	221700	Trail Computers	500	0	1,000	1,000	1,000
A0798900	221701	IT Departmental Capital costs	2,540	9,100	2,700	2,700	2,700
A0798900	223300	Trail Vehicles	0	0	0	0	0
A0798900	223400	Vehicle Lease	0	2,100	2,100	2,100	2,100

7991	Recreation Forestry & Parks		2022	2023	2024	2024	2024
			Actual	Orig. Budget	Dept. Request	Tentative	Adopted
44	Contractual						
A0798900	440100	Trail Postage	38	100	200	200	200
A0798900	440700	Trail Supplies	477	500	1,000	1,000	1,000
A0798900	440901	IT Services Costs	1,211	1,680	2,708	2,708	2,708
A0798900	450100	Trail Education/Training	0	1,000	2,000	2,000	2,000
A0798900	450700	Trail Travel & Subsistence	3,375	4,500	4,500	4,500	4,500
A0798900	460500	Recreation Repairs&Maint-Equip	6,910	5,000	6,000	6,000	6,000
A0798900	461600	Trail Signage	0	25,000	25,000	25,000	25,000
A0798900	461610	Trail Road Damage - towns	0	0	25,000	0	0
A0798900	461700	Trail Lewis County App	(2,000)	0	0	0	0
A0798900	470300	Trail Vehicle Expense	500	500	2,500	2,500	2,500
A0798900	490100	Prof Serv Trail Security	100,000	200,000	0	0	0
A0798900	490700	Trail Legal Notices	0	100	0	0	0
A0798900	490900	Trail Miscellaneous	136	1,000	2,500	2,500	2,500
A0871100	430300	Reforestation Utilities	979	2,000	3,000	3,000	3,000
A0871100	440000	Reforestation Taxes	35,000	40,000	42,000	42,000	42,000
A0871100	440700	Reforest Supplies	4,714	5,000	5,000	5,000	5,000
A0871100	470300	Reforest Vehicle Exp-Gas/Oil	500	1,000	1,000	1,000	1,000
A0871100	493700	Reforestation Singing Waters	1,742	20,000	20,000	20,000	20,000
A0871200	499900	Ref Singing Waters Exp	6,500	0	0	0	0
TOTAL	Recreation Forestry & Parks		194,641	464,724	332,374	290,739	290,739

Sheriff

Information not provided by the Sheriff's office.

3110	Sheriff's Office		2022	2023	2024	2024	2024
31	Local Sources		Actual	Orig. Bud	Dept. Request	Tentative	Adopted
A0311000	315100	Sheriff's Fees	(55,561)	(50,000)	(50,000)	(50,000)	(50,000)
A0311000	315890	Sheriff - DWI	(10,207)	(5,000)	(5,000)	(5,000)	(5,000)
A0311000	315892	Sheriff-Trails	0	(10,000)	(10,000)	(10,000)	(10,000)
A0311000	326260	Forfeiture of Crime Proceeds	0	0	0	0	0
A0311000	327063	Sheriff Donations - K9	(295)	0	0	0	0
A0311300	322611	SRO Sheriff-Schools	(88,217)	(336,431)	(332,370)	(332,370)	(332,370)
33	State Sources						
A0311200	333150	Recreat Naval Law Enforcement	(4,378)	(10,000)	(10,000)	(10,000)	(10,000)
A0311200	333170	Recreation Snowmobile Enforce	0	(37,500)	(37,500)	(37,500)	(37,500)
41	Personal Services						
A0311000	110100	Sheriff Personal Services	1,480,615	1,562,618	1,566,140	1,623,932	1,623,932
A0311000	110300	Sheriff Overtime	112,186	50,000	50,000	50,000	50,000
A0311000	110400	Sheriff Contracted Items	39,309	30,000	35,000	35,000	35,000
A0311000	110600	Sheriff Employee Exp Taxable	0	0	0	0	0
A0311100	110100	DWI Personal Services	(676)	1,500	1,500	1,500	1,500
A0311100	110300	DWI Overtime	8,523	9,500	9,500	9,500	9,500
A0311100	110400	DWI Contracted Items	2	500	500	500	500
A0311200	110100	Recreation Personal Services	11,075	0	0	0	0
A0311200	110200	Recreation Temp Pay	38,048	35,000	35,000	35,000	35,000
A0311200	110300	Recreation Overtime	15,863	20,000	40,000	40,000	40,000
A0311200	110400	Recreation Contracted Items	2	1,000	1,000	1,000	1,000
A0311201	110100	SRO Parks &Rec Pers Svs RegPay	20,341	0	0	0	0
A0311201	110300	Sheriff SRO Parks & Rec OT	1,624	0	0	0	0
A0311300	110100	SRO Personal Services	133,449	198,389	203,823	203,823	203,823
A0311300	110300	SRO Overtime	2,532	4,000	4,000	4,000	4,000
A0311300	110400	SRO Contracted Items	3,721	3,000	3,000	3,000	3,000
A0311500	110100	Dispatch Personal Services	586,744	668,634	652,557	674,667	674,667
A0311500	110300	Dispatch Overtime	77,410	15,000	15,000	15,000	15,000
A0311500	110400	Dispatch Contracted Items	20,077	20,500	15,000	15,000	15,000
42	Fringe						
A0311000	801000	Sheriff Retirement	296,342	275,000	350,000	377,085	377,085
A0311000	803000	Sheriff FICA	119,658	121,255	120,409	124,830	124,830
A0311000	804000	Sheriff Workers' Comp	28,447	29,340	29,300	31,374	31,374
A0311000	805000	Sheriff Unemployment Ins	341	0	0	0	0
A0311000	806000	Sheriff Health Insurance	193,425	195,549	215,403	215,403	215,403
A0311000	807000	Sheriff Dental Insurance	8,353	8,589	2,695	2,695	2,695
A0311100	801000	DWI Retirement	0	3,000	3,000	3,000	3,000
A0311100	803000	DWI FICA	573	880	880	880	880
A0311100	804000	DWI Workers' Comp	149	204	204	204	204
A0311200	801000	Recreation Retirement	0	9,250	16,875	16,875	16,875

A0311200	803000	Recreation FICA	4,696	4,285	5,814	5,814	5,814
A0311200	804000	Recreation Workers' Comp	1,211	992	1,345	1,345	1,345
A0311201	803000	Sheriff SRO FICA	1,504	0	0	0	0
A0311201	804000	Sheriff SRO Workers Comp	300	0	0	0	0
A0311300	801000	SRO Retirement	32,446	43,600	60,100	60,100	60,100
A0311300	803000	SRO FICA	9,797	14,325	14,572	14,572	14,572
A0311300	804000	SRO Workers' Comp	2,082	3,636	3,732	3,732	3,732
A0311300	806000	SRO Health Insurance	40,557	50,923	58,562	58,562	58,562
A0311300	807000	SRO Dental Insurance	632	632	0	0	0
A0311500	801000	Dispatch Retirement	122,251	91,600	122,400	118,614	118,614
A0311500	803000	Dispatch FICA	49,511	51,026	48,915	51,016	51,016
A0311500	804000	Dispatch Workers' Comp	12,912	12,465	12,081	12,473	12,473
A0311500	806000	Dispatch Health Insurance	85,282	88,361	106,284	93,164	93,164
A0311500	807000	Dispatch Dental Insurance	7,309	7,116	7,188	7,188	7,188
43 Equipment							
A0311000	221700	Sheriff Computers	(5,130)	0	0	0	0
A0311000	221701	IT Departmental Capital costs	8,941	14,400	11,500	11,500	11,500
A0311000	223400	Vehicle Lease	159,784	188,000	200,000	200,000	200,000
A0311000	290900	Sheriff Misc Equip	35,461	0	0	0	0
A0311200	223300	Recreation Vehicles	70,000	0	0	0	0
44 Contractual							
A0311000	418000	Sheriff K9 Contribution Exp	0	0	0	0	0
A0311000	430100	Sheriff SFF Telephone	9,581	10,000	10,000	10,000	10,000
A0311000	440100	Sheriff SFF Postage	1,493	1,500	1,500	1,500	1,500
A0311000	440300	Sheriff Printing	902	1,000	1,000	1,000	1,000
A0311000	440500	Sheriff Copier	1,282	2,000	1,500	1,500	1,500
A0311000	440700	Sheriff Supplies	3,045	3,500	3,500	3,500	3,500
A0311000	440901	IT Services Costs	18,731	20,000	16,700	16,700	16,700
A0311000	450100	Sheriff Education/Training	2,469	5,000	5,000	5,000	5,000
A0311000	450300	Sheriff Education Materials	313	1,500	1,000	1,000	1,000
A0311000	450400	Recruitment and Retension	5,957	5,500	5,500	5,500	5,500
A0311000	450500	Sheriff Dues	1,710	2,000	2,000	2,000	2,000
A0311000	450700	Sheriff Travel & Subsistence	5,709	5,000	7,500	7,500	7,500
A0311000	451000	Sheriff Ballistic Vests	5,697	7,000	10,000	10,000	10,000
A0311000	470100	Sheriff Vehicle Repairs	54,979	60,000	60,000	55,000	55,000
A0311000	470300	Sheriff Vehicle Gas	115,548	85,000	90,000	90,000	90,000
A0311000	480000	Sheriff Law Enforcement Items	9,546	30,000	30,000	30,000	30,000
A0311000	489100	Sheriff Drug Task Force	5,216	10,000	5,000	5,000	5,000
A0311000	490900	Sheriff Misc Exp	4,583	5,000	5,000	5,000	5,000
A0311000	493100	Sheriff Uniforms	8,306	7,000	7,000	7,000	7,000
A0311000	493300	Sheriff K9 Unit Expense	1,003	2,000	2,000	2,000	2,000
A0311200	499900	Recreation Expenditures	12,767	15,000	10,000	10,000	10,000
TOTAL	Sheriff's Office		3,947,858	3,663,138	3,852,609	3,946,678	3,946,678

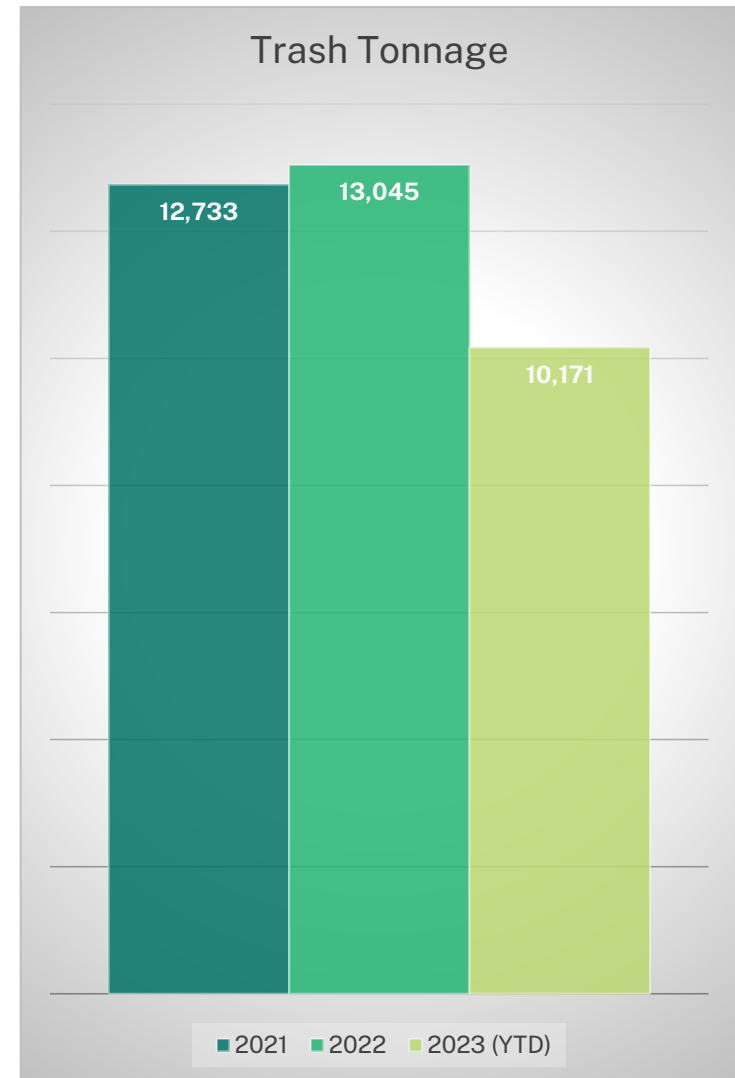
Solid Waste

Initiatives

- Continue to work on improving efficiency of operations.
- Increase the MSW rate, special fee item rates (individual bags, tires, furniture, etc.) and DANC surcharge rate.
- Work on ways to offset the recycling issue to ensure enough revenue is made to pay expenses.

Budgetary Issues

- Recycling continues to be a major issue due to the recycling market being in a slump. Instead of receiving revenue from recycling, we have been paying Oneida Herkimer Solid Waste. DANC raised their rates twice and will raise them again in 2024. Lewis County Solid Waste needs to follow suit to ensure there is enough revenue to pay expenses.



8023	Solid Waste		2022	2023	2024	2024	2024
			Actual	Orig Bud	Dept Request	Tentative	Adopted
31	Local Sources						
ES816000	312310	SW Finance Charges	(6,932)	(6,000)	(6,000)	(6,000)	(6,000)
ES816000	321300	SW Oper Refuse & Garbage	(501,378)	(680,000)	(700,000)	(700,000)	(700,000)
ES816000	321301	SW Oper Recycling Sales	(150,912)	(140,000)	(80,000)	(80,000)	(80,000)
ES816000	321302	SW Oper Refuse Invoiced	(2,407,332)	(1,791,765)	(1,719,438)	(1,719,438)	(1,719,438)
ES816000	324010	SW Oper Interest & Earnings	(255)	(250)	0	0	0
ES816000	324012	Chemung Interest	0	0	0	0	0
ES816000	326650	SW Oper Sale of Equipment	(78,300)	0	0	0	0
ES816000	326800	SW Oper Insurance Recoveries	(69,782)	0	0	0	0
ES816000	327010	SW Op Refund of Prior Year Exp	(116,512)	0	0	0	0
ES816000	327700	SW Oper Misc Revenues	(163)	(100)	(50)	(50)	(50)
39	Interfund Sources						
ES816000	350310	SW Oper Interfund Transfers	160,374	0	0	0	0
41	Personal Services						
ES802200	110100	SW Admin Personal Services	49,207	48,964	52,800	52,800	52,800
ES816000	110100	SW Operating Personal Services	340,170	371,684	395,000	395,000	395,000
ES816000	110300	SW Operating OT Pay	30,094	43,000	43,000	43,000	43,000
42	Fringe						
ES816000	801000	SW Operating Retirement	(83,922)	48,500	51,300	51,300	51,300
ES816000	803000	SW Operating FICA	29,551	33,320	35,100	35,100	35,100
ES816000	804000	SW Operating Workers' Comp	6,344	6,150	6,500	6,500	6,500
ES816000	806000	SW Operating Health Insurance	265,933	243,908	164,000	164,000	164,000
ES816000	807000	SW Operating Dental Insurance	4,146	4,200	5,300	5,300	5,300
43	Equipment						
ES802200	221701	IT Departmental Capital costs	1,671	2,475	0	0	0
ES816000	223300	SW Oper Vehicles/Equipment	0	137,325	162,143	162,143	162,143
ES816000	223400	SW Vehicle Lease	6,296	6,400	3,900	3,900	3,900
44	Contractual						
ES199400	499900	Expenditures	140,708	0	0	0	0
ES802200	440100	SW Admin Postage	431	600	600	600	600
ES802200	440300	SW Admin Printing	0	300	300	300	300
ES802200	440500	SW Admin Copier/Reprod	300	0	0	0	0
ES802200	440700	SW Admin Supplies	154	1,000	1,000	1,000	1,000
ES802200	440901	IT Services Costs	893	1,000	3,400	3,400	3,400
ES802200	450100	SW Admin Education/Training	0	100	50	50	50



8023	Solid Waste		2022	2023	2024	2024	2024
			Actual	Orig. Bud	Dept. Request	Tentative	Adopted
ES802200	450500	SW Admin Dues/Subscriptions	0	100	50	50	50
ES802200	490700	SW Admin Legal Notices/Advert	49	95	50	50	50
ES816000	430100	SW Oper Telephone	2,489	1,800	0	0	0
ES816000	430300	SW Oper Utilities	21,098	20,500	20,500	20,500	20,500
ES816000	430400	SW Oper Fuel Oil	80,828	55,000	55,000	55,000	55,000
ES816000	430500	SW Oper Water	3,973	5,800	6,500	6,500	6,500
ES816000	440600	Tools	3,534	5,000	7,000	7,000	7,000
ES816000	440700	SW Operating Supplies	10,188	14,000	18,000	18,000	18,000
ES816000	460300	SW Oper Bldg Repairs	17,500	17,500	17,500	17,500	17,500
ES816000	460500	SW Oper Equipment Repairs	16,240	20,000	15,000	15,000	15,000
ES816000	470100	SW Oper Vehicle Repairs	175,248	50,000	50,000	50,000	50,000
ES816000	470500	SW Oper Vehicle Registration	80	125	125	125	125
ES816000	490100	SW Oper Professional Services	821	2,500	4,000	4,000	4,000
ES816000	490280	SW Recycling Exp	55,613	40,000	80,000	80,000	80,000
ES816000	490290	SW Refuse Exo	2,002,192	1,330,000	1,200,000	1,200,000	1,200,000
ES816000	490300	SW Oper All Types Insurance	10,956	13,400	14,000	14,000	14,000
ES816000	490900	SW Oper Miscellaneous Expense	77,800	6,000	6,000	6,000	6,000
47	Interest on Debt						
ES816000	765100	Interest SW Loan	22,500	21,527	20,540	20,540	20,540
TOTAL	Solid Waste		121,894	(65,842)	(66,830)	(66,830)	(66,830)
9901	Interfund Transfers						
49	Interfund Payments						
ES990100	991300	To Solid Waste Bldg Project	0	0	0	0	0
TOTAL	Interfund Transfers		0	0	0	0	0
TOTAL	Solid Waste		121,894	(65,842)	(66,830)	(66,830)	(66,830)
			(3,171,192)	(2,618,115)	(2,505,488)	(2,505,488)	(2,505,488)
			3,293,086	2,552,273	2,438,658	2,438,658	2,438,658
		GRAND TOTAL	121,894	(65,842)	(66,830)	(66,830)	(66,830)

Tourism & Economic Development

These funds are sent to the Lewis County Chamber of Commerce to promote tourism in the Adirondack-Tug Hill region. New York State matches the county's contribution to tourism dollar for dollar.

6410	Tourism		2022	2023	2024	2024	2024
			Actual	Orig. Bud	Dept. Request	Tentative	Adopted
44	Contractual						
A0641000	441100	I Love NY	40,000	40,000	50,000	50,000	50,000
A0641000	491800	Chamber of Commerce	85,000	85,000	0	0	0
TOTAL	Tourism		125,000	125,000	50,000	50,000	50,000

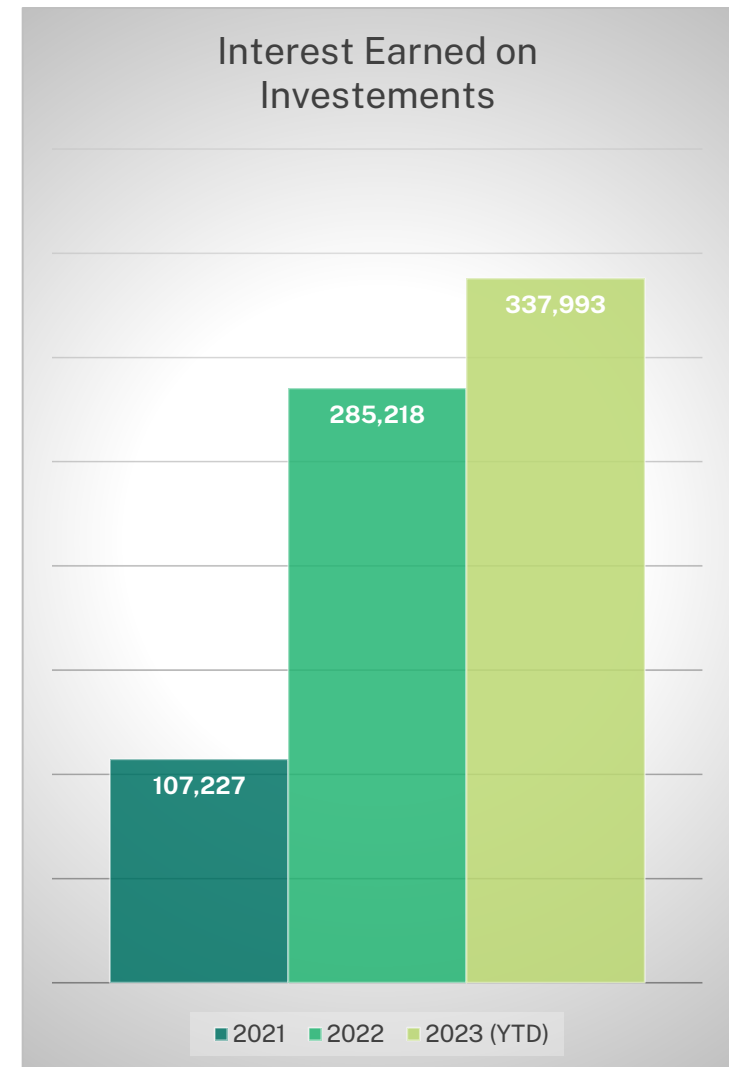
Treasury

Initiatives

- Continue the transition to as many electronic vendor payments as possible. We will focus on additional purchase card activity and the potential move to virtual cards.
- Increase our level of disbursements by ACH and EFT and investigate vendors that streamline that process.
- Complete the financial wrap-up for the facilities projects.

Budgetary Issues

- Consider a third-party service to identify and register additional short term vacation rental businesses.
- Interest revenue continues to increase, and this will be reflected in the 2024 budget.
- We have eliminated revenue from the tax foreclosure auction – normally budgeted at \$100,000 – due to the legal uncertainty regarding this process.



1325	Treasurers		2022	2023	2024	2024	2024
			Actual	Orig. Bud	Dept. Request	Tentative	Adopted
31	Local Sources						
A0132500	312300	Treasury Fees	(21,656)	(8,000)	(8,000)	(8,000)	(8,000)
A0132500	324010	Treasury Interest & Earnings	(285,218)	(105,676)	(100,000)	(127,137)	(127,137)
A0132500	324011	JPMorgan Interest	50,442	0	(100,000)	(100,000)	(100,000)
A0132500	324012	Chemung Interest	0	0	(200,000)	(200,000)	(200,000)
A0132500	324013	NYCLASS Interest	0	0	0	0	0
A0132500	324014	RBC Interest	0	0	0	0	0
A0136200	310510	Tax Sale Gain Sale of Property	(425,544)	(100,000)	0	0	0
A0136200	310900	Tax Sale Int+Penalties+RPT	(451,968)	(450,000)	(450,000)	(450,000)	(450,000)
A0136200	312350	Tax Sale Tax Advertising Chrgs	(100,199)	(90,000)	(60,000)	(60,000)	(60,000)
41	Personal Services						
A0132500	110100	Treasury Personal Services	260,462	234,000	247,000	253,909	253,909
A0132500	110300	Treasury Overtime	5	0	0	0	0
A0136200	110100	Tax Sale Personal Services	39,880	47,156	50,000	50,000	50,000
42	Fringe						
A0132500	801000	Treasury Retirement	25,995	24,100	35,150	35,929	35,929
A0132500	803000	Treasury FICA	18,175	15,950	16,800	17,245	17,245
A0132500	804000	Treasury Workers' Comp	4,547	4,150	4,400	4,494	4,494
A0132500	806000	Treasury Health Insurance	72,208	70,825	50,500	51,570	51,570
A0132500	807000	Treasury Dental Insurance	3,541	2,760	3,843	3,843	3,843
A0136200	801000	Tax Sale Retirement	5,460	5,300	7,575	7,575	7,575
A0136200	803000	Tax Sale FICA	2,636	3,600	3,850	3,850	3,850
A0136200	804000	Tax Sale Workers' Comp	936	835	900	900	900
43	Equipment						
A0132500	221701	IT Departmental Capital costs	2,025	2,100	2,300	2,300	2,300
44	Contractual						
A0132500	440100	Treasury Postage	2,717	3,200	3,200	3,200	3,200
A0132500	440700	Treasury Supplies	4,431	4,000	4,000	4,000	4,000
A0132500	440901	IT Services Costs	1,616	1,870	2,500	2,500	2,500
A0132500	450500	Treasury Dues/Sub/Books	450	2,500	2,000	2,000	2,000
A0132500	450700	Treasury Travel & Subsistence	881	2,500	2,000	2,000	2,000
A0132500	490100	Treasury Professional Services	26,557	35,000	40,000	40,000	40,000
A0136200	440100	Tax Sale Postage	3,872	5,200	4,000	4,000	4,000
A0136200	450700	Tax Sale Travel & Subsistence	0	100	0	0	0
A0136200	490100	Tax Sale Professional Services	12,160	18,000	18,000	18,000	18,000
A0136200	490700	Tax Sale Advertising	23,064	24,000	24,000	24,000	24,000
A0136200	499900	Tax Sale Misc Expenses	1,437	1,200	1,500	1,500	1,500
TOTAL	Treasurers		(721,088)	(245,330)	(394,482)	(412,322)	(412,322)

Veterans Service Agency

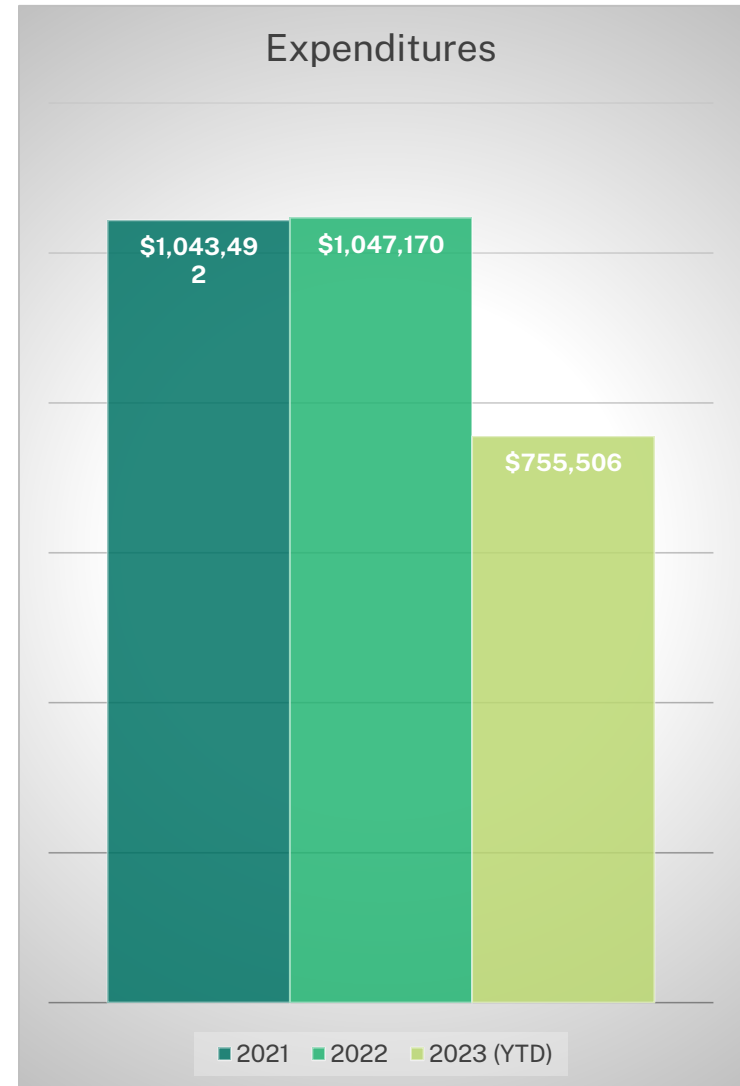
This service is shared with Jefferson County since 2022.

6510	Veterans		2022	2023	2024	2024	2024
			Actual	Orig. Bud	Dept. Request	Tentative	Adopted
33	State Sources						
A0651000	337100	Veterans Services	0	(15,000)	(15,000)	(15,000)	(15,000)
41	Personal Services						
A0651000	110100	Veterans Personal Services	23,357	0	0	0	0
42	Fringe						
A0651000	801000	Veterans Retirement	6,377	0	0	0	0
A0651000	803000	Veterans FICA	1,787	0	0	0	0
A0651000	804000	Veterans Workers' Comp	988	0	0	0	0
43	Equipment						
A0651000	221701	IT Departmental Capital costs	0	0	1,600	1,600	1,600
44	Contractual						
A0651000	440100	Veterans Postage	69	300	0	0	0
A0651000	440700	Veterans Supplies	88	1,200	500	500	500
A0651000	440901	IT Services Costs	320	400	400	400	400
A0651000	450500	Veterans Dues/Subscriptions	0	50	500	500	500
A0651000	450700	Veterans Travel & Subsistence	0	900	0	0	0
A0651000	490100	Professional Services Primary	0	77,000	55,000	55,000	55,000
TOTAL	Veterans		32,987	64,850	43,000	43,000	43,000

Workers' Compensation

Initiatives

- Attend NYSASIC events for continued education opportunities.
- Continue to streamline reporting.
- Continue to work on Section 32 Settlements.



1710	Worker's Compensation		2022	2023	2024	2024	2024
			Actual	Orig. Bud	Dept. Request	Tentative	Adopted
31	Local Sources						
S0171000	322201	WC Asmnt Vil-Castorland	(1,930)	(1,724)	(737)	(737)	(737)
S0171000	322202	WC Asmnt Vil-C'Ville	(2,410)	(825)	(855)	(855)	(855)
S0171000	322203	WC Asmnt Vil-Copenhagen	(30,420)	(17,648)	(4,062)	(4,062)	(4,062)
S0171000	322204	WC Asmnt Vil-Croghan	(2,037)	(1,943)	(1,683)	(1,683)	(1,683)
S0171000	322205	WC Asmnt Vil-Lowville	(39,209)	(34,794)	(31,683)	(31,683)	(31,683)
S0171000	322206	WC Asmnt Vil-Lyons Falls	(2,511)	(2,186)	(1,943)	(1,943)	(1,943)
S0171000	322207	WC Asmnt Vil-Port Leyden	(2,276)	(2,221)	(2,025)	(2,025)	(2,025)
S0171000	322208	WC Asmnt Vil-Turin	(804)	(937)	(826)	(826)	(826)
S0171000	322209	WC Asmnt-County	(931,024)	(839,070)	(729,527)	(729,527)	(729,527)
S0171000	322210	WC Asmnt-Croghan	(31,149)	(22,231)	(19,389)	(19,389)	(19,389)
S0171000	322211	WC Asmnt-Denmark	(19,928)	(26,511)	(37,480)	(37,480)	(37,480)
S0171000	322212	WC Asmnt-Diana	(21,114)	(15,870)	(18,058)	(18,058)	(18,058)
S0171000	322213	WC Asmnt-Greig	(14,100)	(12,701)	(11,540)	(11,540)	(11,540)
S0171000	322214	WC Asmnt-Harrisburg	(4,017)	(3,782)	(3,374)	(3,374)	(3,374)
S0171000	322216	WC Asmnt-Lewis	(23,343)	(21,400)	(21,351)	(21,351)	(21,351)
S0171000	322217	WC Asmnt-Leyden	(28,325)	(21,739)	(18,291)	(18,291)	(18,291)
S0171000	322218	WC Asmnt-Lowville	(18,627)	(17,250)	(14,639)	(14,639)	(14,639)
S0171000	322219	WC Asmnt-Lyonsdale	(6,663)	(6,179)	(5,754)	(5,754)	(5,754)
S0171000	322220	WC Asmnt-Martinsburg	(7,141)	(7,002)	(6,569)	(6,569)	(6,569)
S0171000	322221	WC Asmnt-Montague	(2,721)	(2,551)	(2,343)	(2,343)	(2,343)
S0171000	322222	WC Asmnt-New Bremen	(11,626)	(10,789)	(9,183)	(9,183)	(9,183)
S0171000	322223	WC Asmnt-Osceola	(8,001)	(7,731)	(8,547)	(8,547)	(8,547)
S0171000	322224	WC Asmnt-Pinckney	(13,249)	(11,260)	(14,231)	(14,231)	(14,231)
S0171000	322225	WC Asmnt-Turin	(30,550)	(28,068)	(22,084)	(22,084)	(22,084)
S0171000	322226	WC Asmnt-Watson	(16,837)	(15,683)	(13,996)	(13,996)	(13,996)
S0171000	322227	WC Asmnt-West Turin	(9,609)	(8,705)	(7,875)	(7,875)	(7,875)
S0171000	322228	WC Search & Rescue	(41,445)	(33,958)	(35,735)	(35,735)	(35,735)
S0171000	324010	WC Interest & Earnings	(11,815)	(1,500)	(1,000)	(1,000)	(1,000)
S0171000	324011	JPMorgan Interest	10,747	0	0	0	0
S0171000	324012	Chemung Interest	0	0	0	0	0
S0171000	327010	WC Refund of Prior Years Exp	(265,987)	(111,052)	(100,000)	(100,000)	(100,000)
41	Personal Services						
S0171000	110100	WC Personal Services	10,639	12,500	15,000	15,000	15,000
42	Fringe						
S0171000	801000	WC Retirement	875	1,100	950	950	950
S0171000	803000	WC FICA	726	1,000	750	750	750
S0171000	804000	WC Admin Workers' Comp	92	105	100	100	100
44	Contractual						
S0171000	481100	WC Pre-Employment Physicals	2,420	3,300	2,000	2,000	2,000

1710	Workers' Compensation		2022	2023	2024	2024	2024
			Actual	Orig. Bud	Dept. Request	Tentative	Adopted
S0171000	490100	WC Professional Services	90,672	101,305	115,980	115,980	115,980
S0171000	490300	WC Excess Liability Ins	69,684	73,000	76,000	76,000	76,000
S0171000	490900	WC Miscellaneous	3,952	5,000	4,000	4,000	4,000
S0172000	410100	WC Hosp-Compensation	139,224	310,000	300,000	300,000	300,000
S0172000	410200	WC Hosp-Medical	147,385	240,000	170,000	170,000	170,000
S0172000	420100	WC Other-Compensation	446,148	240,000	200,000	200,000	200,000
S0172000	420200	WC Other-Medical	98,921	160,000	130,000	130,000	130,000
S0172000	481200	WCB State Assessments	109,340	140,000	130,000	130,000	130,000
S0172000	481400	WC Benefits Payable	(252,829)	0	0	0	0
TOTAL	Worker's Compensation		(720,873)	0	0	0	0
TOTAL	Self-Insurance		(720,873)	0	0	0	0
			(1,588,121)	(1,287,310)	(1,144,780)	(1,144,780)	(1,144,780)
			867,248	1,287,310	1,144,780	1,144,780	1,144,780
		GRAND TOTAL	(720,873)	0	0	0	0

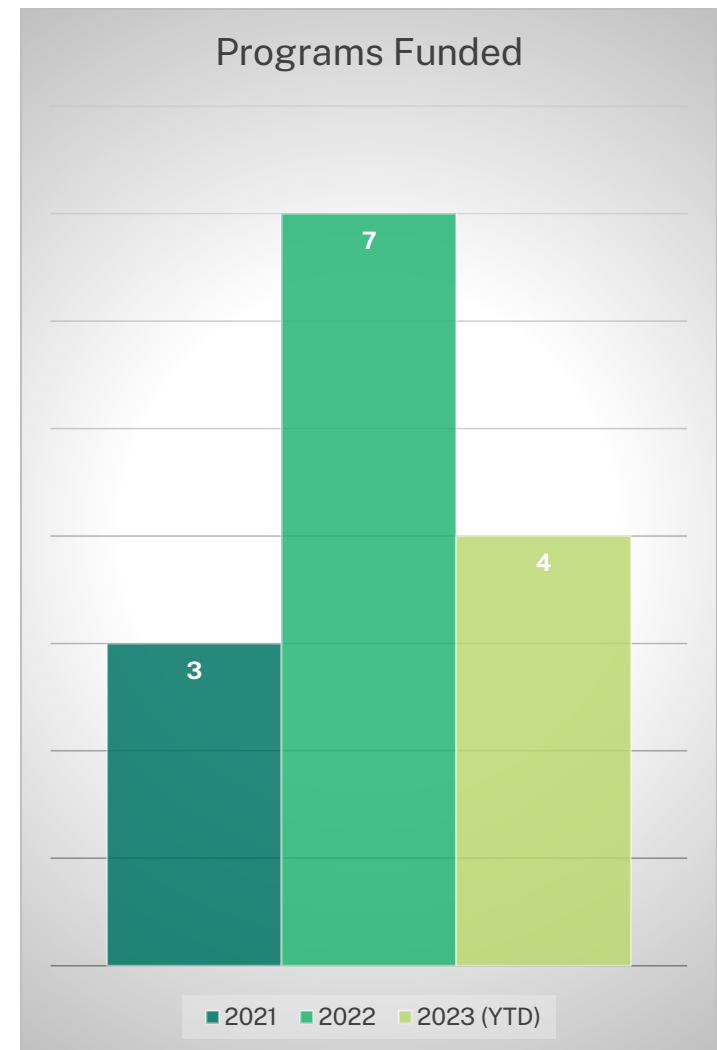
Youth Bureau & Program

Initiatives

- Continue to collaborate and partner with existing agencies to address unmet, new, or existing needs of Lewis County youth.

Budgetary Issues

- NYS OCFS will be releasing new funds.
- Youth team sports for the 2023-2024 allocation period.



7310	Youth Program		2022	2023	2024	2024	2024
			Actual	Orig. Bud	Dept. Request	Tentative	Adopted
31	Local Sources						
A0731000	327053	Youth Prog Donate Shop w/a Cop	(2,783)	0	0	0	0
A0731000	327058	Youth Prog Contributions	0	(1,500)	0	0	0
44	Contractual						
A0731000	450300	Youth Prg Educational Material	0	1,000	1,000	1,000	1,000
A0731000	490100	Youth Prg Professional Service	(400)	500	500	500	500
A0731000	490900	Miscellaneous	3,660	0	0	0	0
TOTAL	Youth Program		477	0	1,500	1,500	1,500
7311	Youth Bureau						
33	State Sources						
A0731100	338201	Youth Bureau	(29,376)	(28,399)	(23,399)	(23,399)	(23,399)
A0731100	338203	Youth Bureau Safe Harbour	(15,240)	0	0	0	0
A0731100	338210	Youth Sports and Education Rev	0	0	(41,222)	(41,222)	(41,222)
41	Personal Services						
A0731100	110100	Youth Bureau Personal Services	4,500	5,500	5,500	2,500	2,500
42	Fringe						
A0731100	801000	Youth Bureau Retirement	196	720	720	445	445
A0731100	803000	Youth Bureau FICA	326	421	421	191	191
A0731100	804000	Youth Bureau Workers' Comp	87	100	97	44	44
44	Contractual						
A0731100	440100	Youth Bureau Postage	0	50	50	50	50
A0731100	450500	Youth Bureau Dues	40	40	40	40	40
A0731100	451500	Youth Bur Misc County Projects	12,000	15,000	12,500	12,500	12,500
A0731100	490100	Youth Bureau Development Funds	23,399	28,399	23,399	23,399	23,399
A0731100	490200	Youth Sports and Education Exp	5,977	0	41,222	41,222	41,222
A0731100	495800	Youth Bur Lewis Co Night Out	0	1,500	2,500	2,500	2,500
TOTAL	Youth Bureau		1,908	23,331	21,828	18,270	18,270

Interfund Transfers & Totals

This information represents amounts from the General Fund which are transferred to support the operations of other funds or provide funding for capital expenses.

9901	Interfund Transfers		2022	2023	2024	2024	2024
			Actual	Orig. Bud	Dept. Request	Tentative	Adopted
49	Interfund Payments						
A0990100	991200	To County Road	4,293,013	4,337,870	4,564,083	4,564,083	4,564,083
A0990100	991330	To Solid Waste	10,492	0	0	0	0
A0990100	992000	To Capital Bridges	(28,522)	200,000	200,000	200,000	200,000
A0990100	992100	To Capital County Projects	3,498,091	0	300,000	500,000	500,000
A0990100	992300	To Capital Bldg Maint & Rep	1,500,000	300,000	0	0	0
A0990100	992500	To Capital Equipment	350,000	800,000	1,100,000	900,000	900,000
A0990100	992800	To Economic Development	0	0	250,000	250,000	250,000
A0990100	992900	To Capital Plan	486,889	0	0	0	0
A0990100	994000	To Capital Data Proc & Radio	200,000	0	0	0	0
TOTAL	Interfund Transfers		10,309,963	5,637,870	6,414,083	6,414,083	6,414,083
TOTAL	General		(4,959,722)	1,850,000	1,330,713	1,650,000	1,650,000
			(61,327,226)	(57,425,845)	(61,077,909)	(60,783,546)	(60,783,546)
			56,367,504	59,275,845	62,408,622	62,433,546	62,433,546
		GRAND TOTAL	(4,959,722)	1,850,000	1,330,713	1,650,000	1,650,000

Appendix A: Exemption Report

NYS - Real Property System
County of Lewis

Assessor's Report - 2023 - Prior Year File
S495 Exemption Impact Report
County Summary

RPS221/V04/L001
Date/Time - 10/25/2023 09:41:11
Total Assessed Value 3,014,626,173

Equalized Total Assessed Value 3,782,054,976

Exemption Code	Exemption Name	Statutory Authority	Number of Exemptions	Total Equalized Value of Exemptions	Percent of Value Exempted
12100	NYS - GENERALLY	RPTL 404(1)	134	11,472,329	0.30
12350	PUBLIC AUTHORITY - STATE	RPTL 412	6	350,827	0.01
13100	CO - GENERALLY	RPTL 406(1)	39	48,801,258	1.29
13500	TOWN - GENERALLY	RPTL 406(1)	132	11,784,346	0.31
13650	VG - GENERALLY	RPTL 406(1)	95	9,514,859	0.25
13740	VG O/S LIMITS - SEWER OR WATER	RPTL 406(3)	12	2,118,106	0.06
13741	VG O/S LIMITS - SEWER OR WATER	RPTL 406(3)	10	778,664	0.02
13742	VG O/S LIMITS - SEWER OR WATER	RPTL 406(3)	27	9,343,992	0.25
13800	SCHOOL DISTRICT	RPTL 408	32	111,534,937	2.95
13850	BOCES	RPTL 408	1	6,606,795	0.17
13870	SPEC DIST USED FOR PURPOSE ESTAB	RPTL 410	5	525,728	0.01
14000	LOCAL AUTHORITIES SPECIFIED	RPTL 412	2	88,700	0.00
14100	USA - GENERALLY	RPTL 400(1)	2	677,468	0.02
14110	USA - SPECIFIED USES	STATE L 54	13	2,200,319	0.06
18020	MUNICIPAL INDUSTRIAL DEV AGENCY	RPTL 412-a	255	384,174,502	10.16
18080	MUN HSNQ AUTH-FEDERAL/MUN AIDED	PUB HSNQ L 52(3)&(5)	4	5,581,450	0.15
21600	RES OF CLERGY - RELIG CORP OWNER	RPTL 462	13	2,760,741	0.07
25110	NONPROF CORP - RELIG(CONST PROT)	RPTL 420-a	87	29,729,744	0.79
25120	NONPROF CORP - EDUCL(CONST PROT)	RPTL 420-a	16	5,434,490	0.14
25130	NONPROF CORP - CHAR (CONST PROT)	RPTL 420-a	63	13,455,761	0.36
25230	NONPROF CORP - MORAL/MENTAL IMP	RPTL 420-a	3	1,877,107	0.05
25300	NONPROF CORP - SPECIFIED USES	RPTL 420-b	42	9,258,479	0.24
26050	AGRICULTURAL SOCIETY	RPTL 450	4	834,879	0.02
26100	VETERANS ORGANIZATION	RPTL 452	5	1,011,300	0.03
26400	INC VOLUNTEER FIRE CO OR DEPT	RPTL 464(2)	21	4,272,106	0.11
27350	PRIVATELY OWNED CEMETERY LAND	RPTL 446	108	2,300,001	0.06
28110	NOT-FOR-PROFIT HOUSING COMPANY	RPTL 422	2	1,742,436	0.05
32252	NYS OWNED REFORESTATION LAND	RPTL 534	487	59,236,769	1.57
33302	COUNTY OWNED REFORESTED LAND	RPTL 406(6)	50	2,798,889	0.07
41101	VETS EX BASED ON ELIGIBLE FUNDS	RPTL 458(1)	9	29,833	0.00
41102	VETS EX BASED ON ELIGIBLE FUNDS	RPTL 458(1)	6	23,128	0.00
41120	ALT VET EX-WAR PERIOD-NON-COMBAT	RPTL 458-a	1	8,828	0.00
41121	ALT VET EX-WAR PERIOD-NON-COMBAT	RPTL 458-a	431	5,422,199	0.14

Equalized Total Assessed Value 3,782,054,976

Exemption Code	Exemption Name	Statutory Authority	Number of Exemptions	Total Equalized Value of Exemptions	Percent of Value Exempted
41122	ALT VET EX-WAR PERIOD-NON-COMBAT	RPTL 458-a	3	41,311	0.00
41130	ALT VET EX-WAR PERIOD-COMBAT	RPTL 458-a	3	68,148	0.00
41131	ALT VET EX-WAR PERIOD-COMBAT	RPTL 458-a	534	11,317,820	0.30
41132	ALT VET EX-WAR PERIOD-COMBAT	RPTL 458-a	2	45,533	0.00
41140	ALT VET EX-WAR PERIOD-DISABILITY	RPTL 458-a	3	101,473	0.00
41141	ALT VET EX-WAR PERIOD-DISABILITY	RPTL 458-a	321	10,663,142	0.28
41142	ALT VET EX-WAR PERIOD-DISABILITY	RPTL 458-a	1	47,213	0.00
41150	COLD WAR VETERANS (10%)	RPTL 458-b	1	0	0.00
41300	PARAPLEGIC VETS	RPTL 458(3)	4	986,252	0.03
41400	CLERGY	RPTL 460	17	39,294	0.00
41690	VOLUNTEER FIREFIGHTERS AND AMBULANCE	RPTL 466-c,d,e,f,g,h&i	15	52,193	0.00
41691	VOLUNTEER FIREFIGHTERS AND AMBULANCE	RPTL 466-c,d,e,f,g,h&i	6	19,938	0.00
41692	VOLUNTEER FIREFIGHTERS AND AMBULANCE	RPTL 466-c,d,e,f,g,h&i	4	13,229	0.00
41700	AGRICULTURAL BUILDING	RPTL 483	92	8,720,425	0.23
41720	AGRICULTURAL DISTRICT	AG-MKTS L 305	1,270	57,486,250	1.52
41730	AGRIC LAND-INDIV NOT IN AG DIST	AG MKTS L 306	38	1,191,642	0.03
41800	PERSONS AGE 65 OR OVER	RPTL 467	33	1,454,191	0.04
41801	PERSONS AGE 65 OR OVER	RPTL 467	75	3,967,472	0.10
41802	PERSONS AGE 65 OR OVER	RPTL 467	110	4,148,395	0.11
41805	PERSONS AGE 65 OR OVER	RPTL 467	3	90,393	0.00
42100	SILOS, MANURE STORAGE TANKS,	RPTL 483-a	175	2,183,763	0.06
42120	TEMPORARY GREENHOUSES	RPTL 483-c	5	142,975	0.00
47100	Mass Telecomm Ceiling	RPTL S499-qqqq	35	654,465	0.02
47450	FOREST/REF LAND - FISHER ACT	RPTL 480	11	1,145,846	0.03
47460	FOREST LAND CERTD AFTER 8/74	RPTL 480-a	214	34,365,887	0.91
47610	BUSINESS INVESTMENT PROPERTY POST 8/5	RPTL 485-b	5	57,281	0.00
47611	BUSINESS INVESTMENT PROPERTY POST 8/5	RPTL 485-b	26	2,509,367	0.07
47612	BUSINESS INVESTMENT PROPERTY POST 8/5	RPTL 485-b	2	26,287	0.00
48650	LTD PROF HOUSING CO	P H FI L 33,556,654-a	3	1,514,900	0.04
48660	HOUSING DEVELOPMENT FUND CO	P H FI L 577,654-a	1	491,475	0.01
48670	REDEVELOPMENT HOUSING CO	P H FI L 125 & 127	1	9,700,700	0.26
49500	SOLAR OR WIND ENERGY SYSTEM	RPTL 487	4	9,018,264	0.24
50000	SYSTEM CODE	STATUTORY AUTH NOT DEFINED	12	431,838	0.01

NYS - Real Property System
County of Lewis

Assessor's Report - 2023 - Prior Year File
S495 Exemption Impact Report
County Summary

RPS221/V04/L001
Date/Time - 10/25/2023 09:41:11
Total Assessed Value 3,014,626,173

Equalized Total Assessed Value 3,782,054,976

Exemption Code	Exemption Name	Statutory Authority	Number of Exemptions	Total Equalized Value of Exemptions	Percent of Value Exempted
50001	SYSTEM CODE	STATUTORY AUTH NOT DEFINED	31	2,053,088	0.05
50002	SYSTEM CODE	STATUTORY AUTH NOT DEFINED	1	0	0.00
50005	SYSTEM CODE	STATUTORY AUTH NOT DEFINED	18	2,053,101	0.05
Total Exemptions Exclusive of System Exemptions:			5,134	908,016,494	24.01
Total System Exemptions:			62	4,538,027	0.12
Totals:			5,196	912,554,521	24.13

Values have been equalized using the Uniform Percentage of Value. The Exempt amounts do not take into consideration, payments in lieu of taxes or other payments for municipal services.

Amount, if any, attributable to payments in lieu of taxes: _____

Appendix B: Estimated Fund Balances

ESTIMATED FUND BALANCE CURRENT FISCAL YEAR

	General Fund	County Road Fund	Road Machinery Fund
<i>Est. unassigned fund balances:</i>	\$25,200,000	\$550,000	\$150,000
<i>Less: est. encumbrances:</i>	\$2,000,000	\$100,000	\$0
<i>Est unassigned fund balance available for appropriation:</i>	\$23,200,000	\$450,000	\$150,000
<i>Fund balance appropriated by governing board:</i>	\$1,850,000	\$150,000	\$0

Appendix C: Statement of Special Reserves

As of October 24, 2023

<i>DWI</i>	\$53,596
<i>E-911</i>	\$191,471
<i>Trail Maintenance</i>	\$157,302
<i>Bus Operations</i>	\$347,829

Appendix D: Schedule of Salary and Wages

			2024 Total Compensation	2024 Fringe Benefits
A1010	LEGISLATIVE	Positions -10	132,000.00	18,536.40
A1020	COUNTY MANAGER	Positions -02	165,671.75	63,093.43
A1040	CLERK OF THE BOARD	Positions -02	98,057.32	43,971.67
A1050	PURCHASING DIRECTOR	Positions -01	56,016.00	11,606.52
A1165	DISTRICT ATTORNEY	Positions -08	578,662.73	228,331.49
A1325	TREASURER	Positions -06	253,909.28	113,260.79
A1355	ASSESSMENTS	Positions -7	359,650.56	184,319.40
A1362	TAX AND COLLECTION	Positions -01	49,728.96	12,261.87
A1410	COUNTY CLERK	Positions -09	393,270.76	141,817.47
A1420	LAW	Positions -06	365,523.00	99,539.95
A1431	HUMAN RESOURCES	Positions -04	265,788.20	108,557.72
A1450	ELECTIONS	Positions -04	224,034.00	98,056.21
A1620	BUILDINGS-COURT HOUSE	Positions -07	337,571.52	122,519.23
A1621	BUILDINGS-STOWE STREET	Positions -02	153,004.32	70,849.06
A1622	BUILDINGS-STATE	Positions -02	89,170.96	36,291.75
A1624	BUILDINGS-PSB	Positions -01	14,367.60	1,353.43
A1627	BUILDINGS-JCC	Positions -02	96,340.96	40,959.95
A1680	INFORMATION TECH	Positions -05	312,483.34	146,304.96
A3110	SHERIFF	Positions -30	1,772,566.44	751,388.17
A3111	SHERIFF/DWI	Positions -0	11,500.00	4,085.30
A3112	SHERIFF/PKS & RECREATION	Positions -0	76,000.00	24,034.20
A3113	SCHOOL RESOURCE OFFICER	Positions -03	210,823.04	136,926.17
A3115	DISPATCH	Positions -18	704,667.00	281,555.82
A3140	PROBATION	Positions -06	380,598.20	159,826.24
A3150	JAIL	Positions -29	1,577,311.84	651,542.99
A3315	STOP DWI	Stipends -02	7,000.00	1,526.50
A3620	BUILDING CODES	Positions -06	337,728.66	140,584.31
A4099	PUBLIC HEALTH	Positions -25	1,162,003.36	424,198.77
A4335	COMMUNITY SERVICES	Positions -02	162,009.00	59,141.82

A4541	EMERGENCY SERVICES	Positions -02	125,785.00	56,766.90
A6010	SOCIAL SERVICES	Positions -58	2,974,013.82	1,381,494.38
A6380	CAREERS HERE	Stipends -01	5,000.00	1,361.00
A6772	OFFICE FOR THE AGING	Positions -10	479,654.57	252,582.93
A7311	YOUTH PROGRAM	Stipends -01	2,500.00	680.50
A7989	REC, FORESTRY & PARKS	Positions -08	196,747.62	55,511.64
A7990	TRAIL MAINTENANCE	Positions -10	68,752.41	29,245.50
A8020	PLANNING	Positions -06	377,445.68	132,634.77
A8711	REFORESTATION	Positions -06	68,752.41	15,918.50
CD6293	WIA	Positions -05	96,406.20	62,029.66
D5010	COUNTY ROAD ADMIN	Positions -02	151,686.00	62,906.11
D5110	COUNTY ROAD	Positions -28	1,119,317.60	505,703.69
DM5130	MACHINERY	Positions -03	171,039.44	81,528.83
ES8022	SOLID WASTE ADMIN	Positions -01	52,777.28	20,285.00
ES8160	SOLID WASTE OPERATIONS	Positions -10	427,948.50	181,049.64
S1710	SELF INSURANCE	Stipends -02	12,597.67	2,494.34
	TOTALS		16,677,883.00	7,018,634.97

Appendix E: Statement of Debt

As of December 31, 2023

Bonds Outstanding

Fund	Purpose	Date Issued	Interest Rate	Outstanding 12/21/2023	Principal Due 2024	Final Maturity
County	County Courthouse Building	2008	2-4%	6,235,000	375,000	2037
	2022 Facilities – Highway, Human Services, DMV and Elections	2022	3.46%	17,641,800	675,000	2042
	2022 Highway Equipment Bond	2022	2.05%	240,000	80,000	2026
	TOTAL COUNTY			24,116,800	1,130,000	
Hospital	2022 Facility Project	2022	3.46%	31,363,200	1,200,000	2042

